


canvas


**DPS Parent
Observer Accounts**



DPS Parent Observer Accounts

Abilities:


- Check Grades
- View Due Dates
- Read Instructions
- Follow Calendars
- Communicate with Teachers



DPS Parent Observer Accounts

What is Needed:

- Email Address
- Pairing Code
 - One for Each Student
 - Provided by Student or Teacher
- Canvas Account



DPS Parent Observer Accounts

STEP 1

Get Pairing Code



Account



Dashboard



Courses



Calendar



Inbox



Studio




Help



Notifications. Tell us how and when you would like to be notified of events in Canvas.

[Notification Preferences](#)

Dashboard



Elementary Example
Elementary



STUDENT PROVIDED *PAIRING CODE*
Account

To Do

Nothing for now

Recent Feedback

Nothing for now

[View Grades](#)



DPS Student

Logout

✕ would like to be notified of events in Canvas.

To Do

Nothing for now

Recent Feedback

Nothing for now

View Grades



Account



Dashboard



Courses



Calendar



Inbox



Studio



Help

Notifications

Files

Settings

ePortfolio

QR for Mobile

STUDENT PROVIDED PAIRING CODE
Settings





Notifications

Files

Settings

ePortfolios

QR for Mobile Login



DPS Student's Settings

Full Name: DPS Student
This name will be used for grading.

Display Name: DPS Student
People will see this name in discussions, messages and comments.

Sortable Name: Student, DPS
This name appears in sorted lists.

Language: System Default (English (US))

Time Zone: Eastern Time (US & Canada)

Ways to Log In

Organization	Login
Durham Public Schools	dps-student@dpsnc.net
Durham Public Schools	dps-student

Ways to Contact

Email Addresses

dps-student@dpsnc.... ★ !

+ Email Address

Other Contacts Type

+ Contact Method

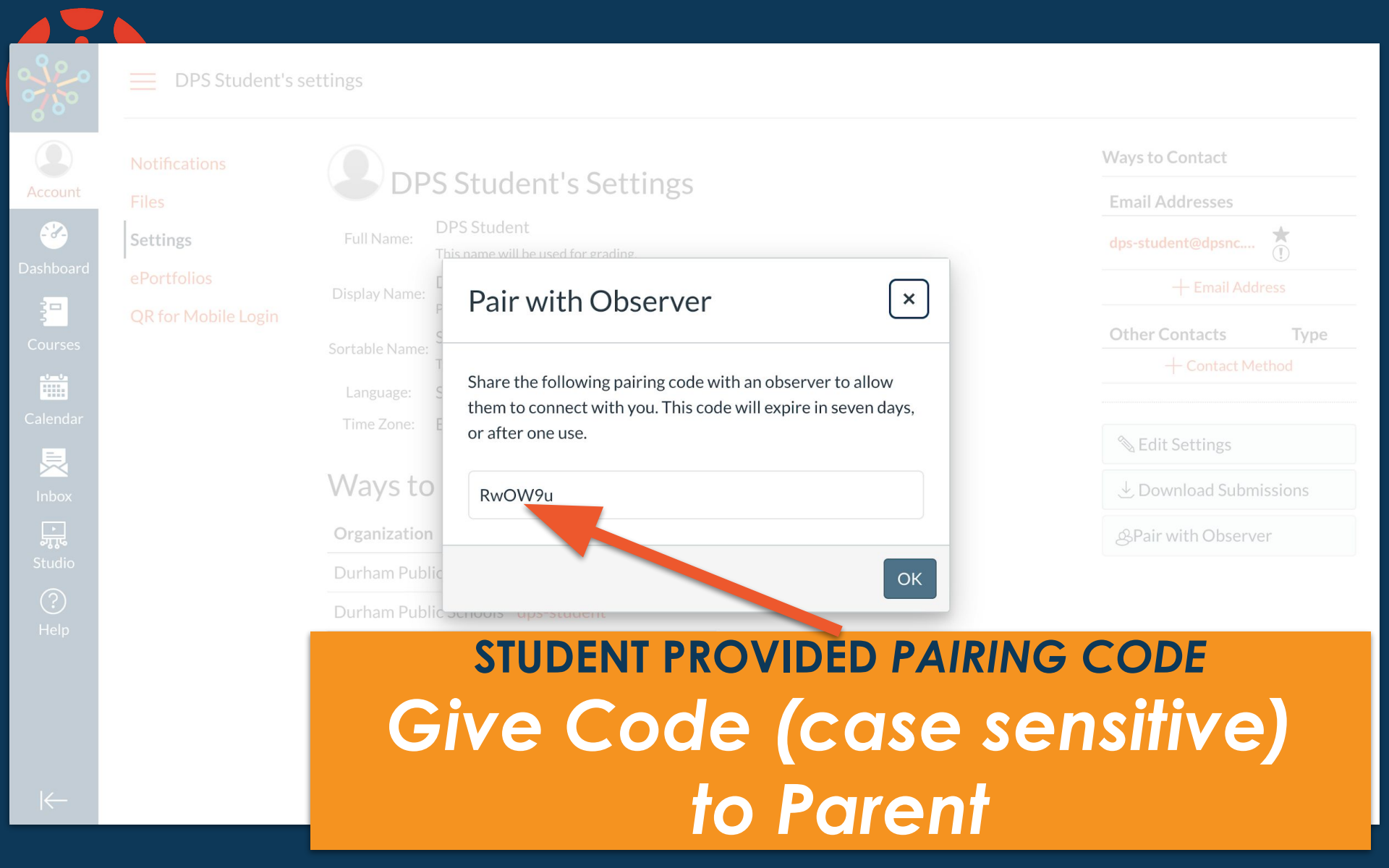
Edit Settings

Download Submissions

Pair with Observer

STUDENT PROVIDED PAIRING CODE

Pair with Observer



DPS Student's Settings

Full Name: DPS Student
This name will be used for grading

Display Name:

Sortable Name:

Language:

Time Zone:

Ways to Contact

Organization

Durham Public

Durham Public Schools dps-student

Ways to Contact

Email Addresses

dps-student@dpsnc... ★ ⓘ

+ Email Address

Other Contacts Type

+ Contact Method

Edit Settings

Download Submissions

Pair with Observer

Pair with Observer

Share the following pairing code with an observer to allow them to connect with you. This code will expire in seven days, or after one use.

RwOW9u

OK

STUDENT PROVIDED PAIRING CODE
Give Code (case sensitive)
to Parent



- DPS Student's settings
- Account
- Dashboard
- Courses
- Calendar
- Inbox
- Studio
- Help
-

DPS Student's settings

- Notifications
- Files
- Settings**
- ePortfolios
- QR for Mobile Login

DPS Student's Settings

Full Name: DPS Student
This name will be used for grading

Display Name: [input field]

Sortable Name: [input field]

Language: [input field]

Time Zone: [input field]

Ways to

Organization
Durham Public
Durham Public Schools dps-student

Ways to Contact

Email Addresses

dps-student@dpsnc...

[+ Email Address](#)

Other Contacts	Type
+ Contact Method	

[Edit Settings](#)

[Download Submissions](#)

[Pair with Observer](#)

Pair with Observer

Share the following pairing code with an observer to allow them to connect with you. This code will expire in seven days, or after one use.

RwOW9u

[OK](#)

STUDENT PROVIDED PAIRING CODE
Code Expires After 7 Days
or 1 Use

Dashboard



Coming Up

[View Calendar](#)

Nothing for the next week


Recent Feedback

Nothing for now

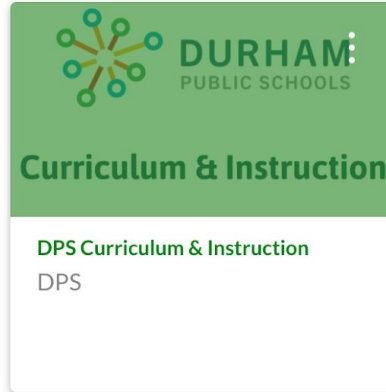
[Start a New Course](#)


[View Grades](#)

Published Courses (11)




Elementary Example
Elementary




 DURHAM
PUBLIC SCHOOLS

Curriculum & Instruction

DPS Curriculum & Instruction
DPS



 DURHAM
PUBLIC SCHOOLS

DPS Principals
DPS



L, E, A, R, N

TEACHER PROVIDED PAIRING CODE

Dashboard



Account



Admin



Dashboard



Courses



Calendar



Inbox



Commons



Studio



Help



Dashboard



Coming Up

[View Calendar](#)

Nothing for the next week


Recent Feedback

Nothing for now

[Start a New Course](#)

[View Grades](#)

Published Courses (11)



Elementary Example
Elementary



DPS Curriculum & Instruction
DPS



DPS Principals
DPS



TEACHER PROVIDED PAIRING CODE
Course



Account



Admin



Dashboard



Courses



Calendar



Inbox



Commons



Studio



Help



Home

Announcements

Conferences

Quizzes

Assignments

Pages

Grades

Discussions

People

Files

Syllabus

Outcomes

Modules

Rubrics

Collaborations

Chat

Attendance

Google Drive

Everyone



Groups

Search people

All Roles

+ Group Set

+ People

Name	Login ID	SIS ID	Section	Role	Last Activity	Total Activity
 DPS Student	dps-student		Elementary Example	Student		
 Jerry Williamson	9842337979	udcid_15479	Elementary Example	Teacher	Jul 20 at 12:27pm	03:45:45

Resend Invitation

Edit Sections



TEACHER PROVIDED PAIRING CODE
People

TEACHER PROVIDED PAIRING CODE
3 Dots

+ Group Set

+ People

- Courses
- Discussions
- People**
- Files
- Syllabus
- Outcomes
- Modules
- Rubrics
- Collaborations
- Chat
- Attendance

Name	Login ID	SIS ID	Section	Role	Last Activity	Total Activity
 DPS Student	dps-student		Elementary Example	Student		
 Jerry Williamson	9842337979	udcid_15479	Elementary Example	Teacher	Jul 20 at 12:27pm	

- Resend Invitation
- Edit Sections
- Edit Role
- User Details**
- Deactivate User
- Remove From Course
- Analytics



+ Group Set

+ People

TEACHER PROVIDED PAIRING CODE

User Details

- Discussions
- People**
- Files
- Syllabus
- Outcomes
- Modules
- Rubrics
- Collaborations
- Chat
- Attendance

Name	Login ID	SIS ID	Section	Role	Last Active	Total Activity
 DPS Student	dps-student		Elementary Example	Student		
 Jerry Williamson	9842337979	udcid_15479	Elementary Example	Teacher	Jul 20 at 12:27pm	


- Resend Invitation
- Edit Sections
- Set Role
- User Details**
- Deactivate User
- Remove From Course
- Analytics

- Account
- Admin
- Dashboard
- Courses
- Calendar
- Inbox
- Commons
- Studio
- Help
- Google Drive

- Home
- Announcements
- Conferences
- Quizzes
- Assignments
- Pages
- Grades
- Discussions
- People
- Files
- Syllabus
- Outcomes

DPS Student

Name and Email

Full Name: DPS Student
Display Name: DPS Student
Sortable Name: Student, DPS
Profile Picture:  Remove avatar picture
Default Email: dps-student@dpsnc.net
Time Zone: Eastern Time (US & Canada)

[Edit](#) | [Act as User](#) | [Merge with Another User](#)

[more user details...](#)

Recent Messages

More About This User

- Grades
- Send Message
- Interactions Report
- Access Report
- Outcomes Report
- User Account Details

Analytics

[Pair with Observer](#)

Registered Web Services

Student hasn't linked any services to their account



TEACHER PROVIDED PAIRING CODE
Pair with Observer



- Account
- Admin
- Dashboard
- Courses
- Calendar
- Inbox
- Commons
- Studio
- Help

- Home
- Announcements
- Conferences
- Quizzes
- Assignments
- Pages
- Grades
- Discussions
- People
- Files
- Syllabus
- Outcomes
- Modules
- Rubrics
- Collaboration
- Chat
- Attendance
- Google Drive

DPS Student

Name and Email

Full Name:
 Display Name:
 Sortable Name:
 Profile Picture:
 Default Email:
 Time Zone:

Pair with Observer

Share the following pairing code with an observer to allow them to connect with DPS Student. This code will expire in seven days, or after one use.

k93LqT

OK

More About This User

- Grades
- Send Message
- Interactions Report
- Access Report
- Outcomes Report
- User Account Details

Analytics

Pair with Observer

Registered Web Services

DPS Student hasn't linked any external services to their account

TEACHER PROVIDED PAIRING CODE
Give Code (case sensitive)
to Parent



- Account
- Admin
- Dashboard
- Courses
- Calendar
- Inbox
- Commons
- Studio
- Help

- Home
- Announcements
- Conferences
- Quizzes
- Assignments
- Pages
- Grades
- Discussions
- People
- Files
- Syllabus
- Outcomes
- Modules
- Rubrics
- Collaboration
- Chat
- Attendance
- Google Drive

DPS Student

Name and Email

Full Name:
 Display Name:
 Sortable Name:
 Profile Picture:
 Default Email:
 Time Zone:

Pair with Observer

Share the following pairing code with an observer to allow them to connect with DPS Student. This code will expire in seven days, or after one use.


k93LqT

OK

More About This User

- Grades
- Send Message
- Interactions Report
- Access Report
- Outcomes Report
- User Account Details
- Analytics
- Pair with Observer
- Registered Web Services
- DPS Student hasn't linked any external services to their account


TEACHER PROVIDED PAIRING CODE
Code Expires After 7 Days
or 1 Use



DPS Parent Observer Accounts

STEP 2

*Create Canvas
Account*




Access Portals

Web

New Tab x +

dpsnc.instructure.com/login/canvas

 **DURHAM**
PUBLIC SCHOOLS


Parent of a Canvas User?
[Click Here For an Account](#)
[Browse courses](#)

Username or UID


Stay signed in

[Forgot Password?](#)

[Help](#) [Privacy Policy](#) [Acceptable Use Policy](#) [Facebook](#) [Twitter](#)

 **INSTRUCTURE**

<https://dpsnc.instructure.com/login/canvas>




Access Portals

Web

A screenshot of a web browser window. The address bar shows the URL "dpsnc.instructure.com/login/canvas". The page content includes the Durham Public Schools logo, a "Parent of a Canvas User? Click Here For an Account" link, and a "Browse courses" link. Below these is a "Username" input field. A large blue arrow points from the "Click Here For an Account" link to an orange callout box at the bottom of the page. The callout box contains the text "Click Here For an Account" in white. At the bottom of the page, the "INSTRUCTURE" logo is visible.

New Tab x +

dpsnc.instructure.com/login/canvas


 **DURHAM**
PUBLIC SCHOOLS


Parent of a Canvas User?
[Click Here For an Account](#)

[Browse courses](#)

Username

Click Here For an Account

 INSTRUCTURE



Access Portals

Web

**Enter
Details**

New Tab x +

dpsnc.instructure.com/login/canvas

Parent Signup

Your Name
Jerry Williamson

Your Email
jaustinwilliamson@gmail.com


Password
.....

Re-enter Password
.....

Student Pairing Code [What is a pairing code?](#)
k93LqT

You agree to the [terms of use](#) and acknowledge the [privacy policy](#).

Cancel Start Participating



Access Portals

Web

Enter
Pairing
Code

New Tab x +

dpsnc.instructure.com/login/canvas

Parent Signup

Your Name
Jerry Williamson

Your Email
jaustinwilliamson@gmail.com


Password
.....

Re-enter Password
.....

Student Pairing Code [What is a pairing code?](#)
k93LqT

You agree to the [terms of use](#) and acknowledge the [privacy policy](#).

Cancel Start Participating



Access Portals

Web

Accept
Terms of
Service

New Tab x +

dpsnc.instructure.com/login/canvas

Parent Signup x

Your Name
Jerry Williamson

Your Email
jaustinwilliamson@gmail.com


Password
.....

Re-enter Password
.....

Student Pairing Code [What is a pairing code?](#)
k93LqT

You agree to the [terms of use](#) and acknowledge the [privacy policy](#).

Cancel Start Participating



Access Portals


Web

Click *Start Participating*

A screenshot of a web browser window showing a 'Parent Signup' form. The browser's address bar displays 'dpsnc.instructure.com/login/canvas'. The form is titled 'Parent Signup' and contains the following fields:

- Your Name: Jerry Williamson
- Your Email: jaustinwilliamson@gmail.com
- Password: [masked with dots]
- Re-enter Password: [masked with dots]
- Student Pairing Code: k93LqT

Below the Student Pairing Code field, there is a link that says 'What is a pairing code?'. At the bottom of the form, there are two buttons: 'Cancel' and 'Start Participating'. A large blue arrow points from the 'Start Participating' button towards the left side of the image.



Access Portals

Web

A screenshot of a web browser window. The address bar shows 'dpsnc.instructure.com/login/canvas'. The page content includes a sidebar with 'Account' and 'Dashboard' links, a main area with a 'Notifications' dialog box, and a 'Coming Up' section. A blue mouse cursor is pointing at the 'Notification Preferences' button in the dialog box. The dialog box text reads: 'Notifications. Tell us how and when you would like to be notified of events in Canvas.' Below this is a button labeled 'Notification Preferences'. The 'Coming Up' section shows 'Nothing for the next week' and a 'View Grades' button. At the bottom right, there are links for 'Policy', 'Facebook', and 'Twitter'.

New Tab

dpsnc.instructure.com/login/canvas

Notifications. Tell us how and when you would like to be notified of events in Canvas.

Notification Preferences

Account

Dashboard

Coming Up [View Calendar](#)

Nothing for the next week

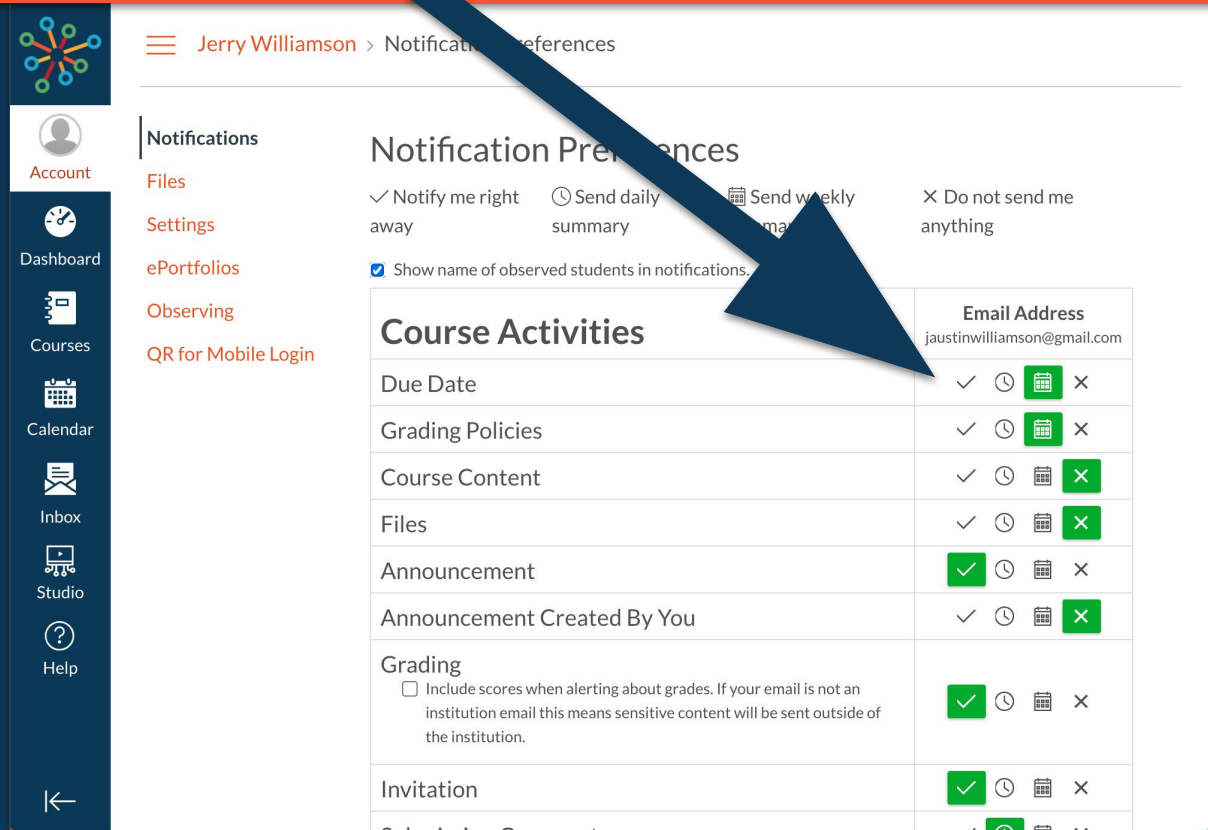
View Grades

Policy Facebook Twitter

Click *Notification Preferences*

Choose how & when you want to be notified

Web




The screenshot shows a user interface for 'Jerry Williamson > Notification Preferences'. The left sidebar contains navigation options: Account, Dashboard, Courses, Calendar, Inbox, Studio, and Help. The main content area is titled 'Notification Preferences' and includes a list of notification categories on the left: Files, Settings, ePortfolios, Observing, and QR for Mobile Login. The main area displays a table of notification preferences for 'Course Activities'.

Notification Preferences

✓ Notify me right away ⌚ Send daily summary 📅 Send weekly summary ✕ Do not send me anything

Show name of observed students in notifications.

	Email Address
jaustinwilliamson@gmail.com	
Course Activities	
Due Date	✓ ⌚ 📅 ✕
Grading Policies	✓ ⌚ 📅 ✕
Course Content	✓ ⌚ 📅 ✕
Files	✓ ⌚ 📅 ✕
Announcement	✓ ⌚ 📅 ✕
Announcement Created By You	✓ ⌚ 📅 ✕
Grading <input type="checkbox"/> Include scores when alerting about grades. If your email is not an institution email this means sensitive content will be sent outside of the institution.	✓ ⌚ 📅 ✕
Invitation	✓ ⌚ 📅 ✕




DPS Parent Observer Accounts


STEP 3

(optional)

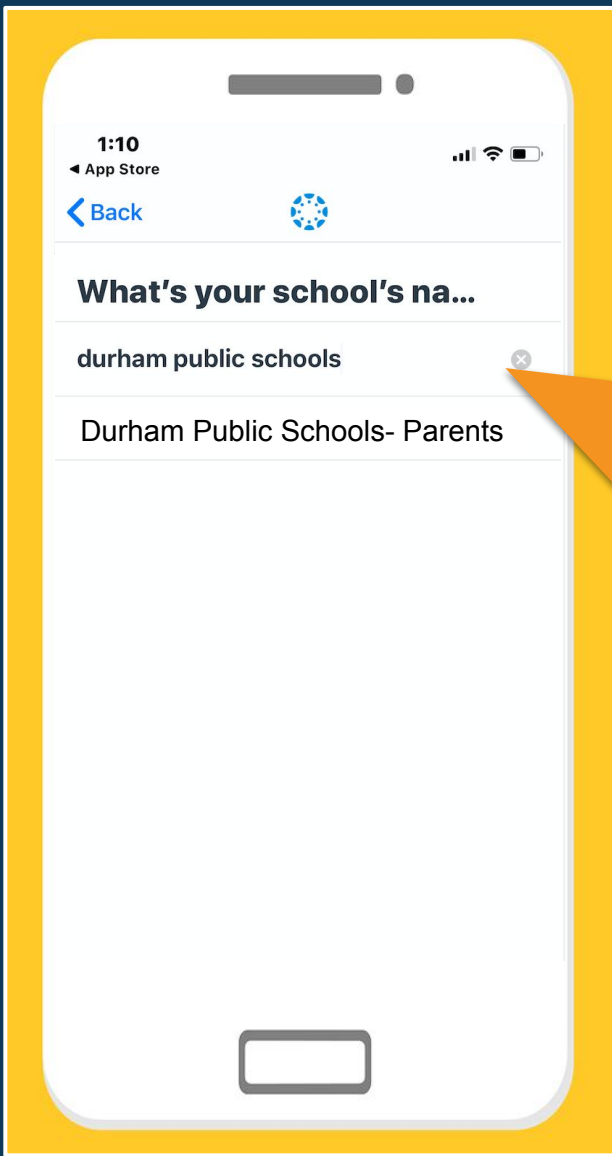
Get App



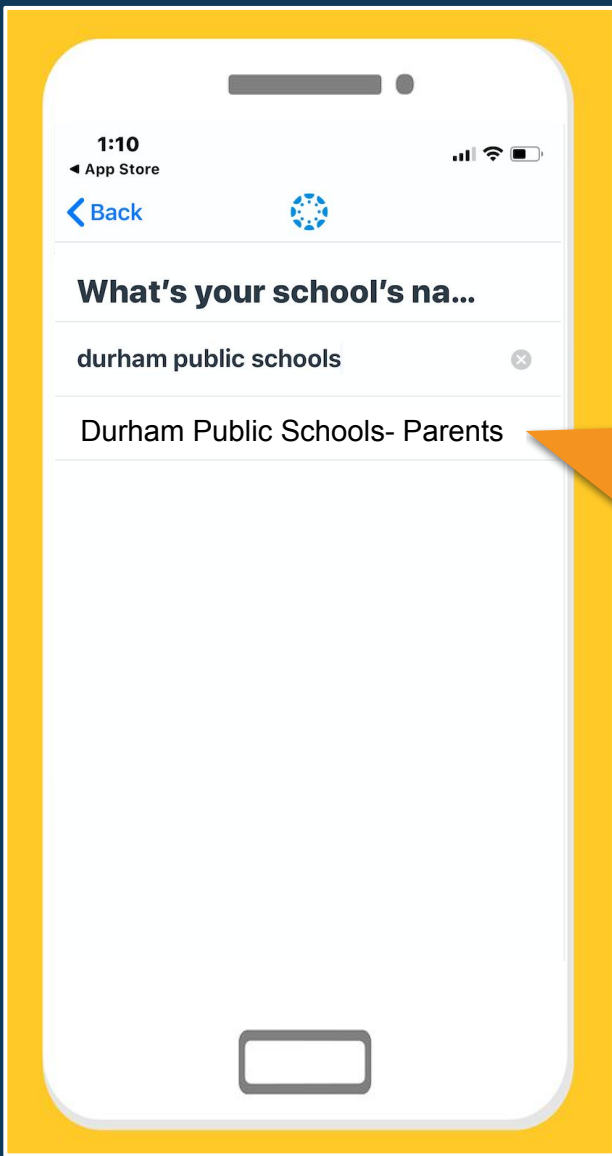
Download the
iOS or Android
App



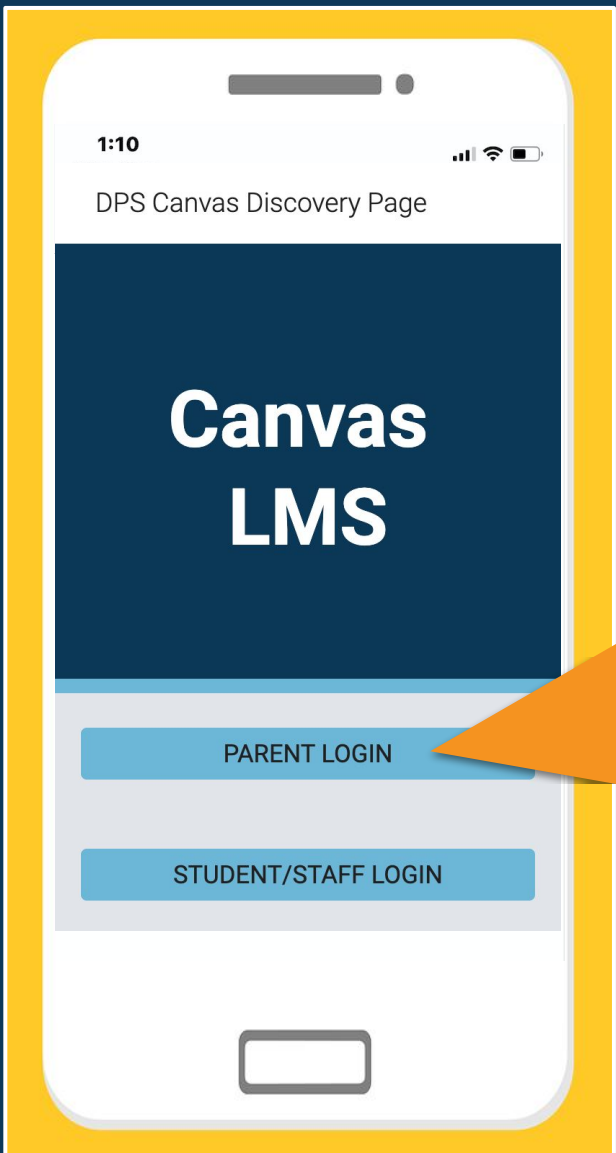
Find School




**Type *Durham
Public Schools***



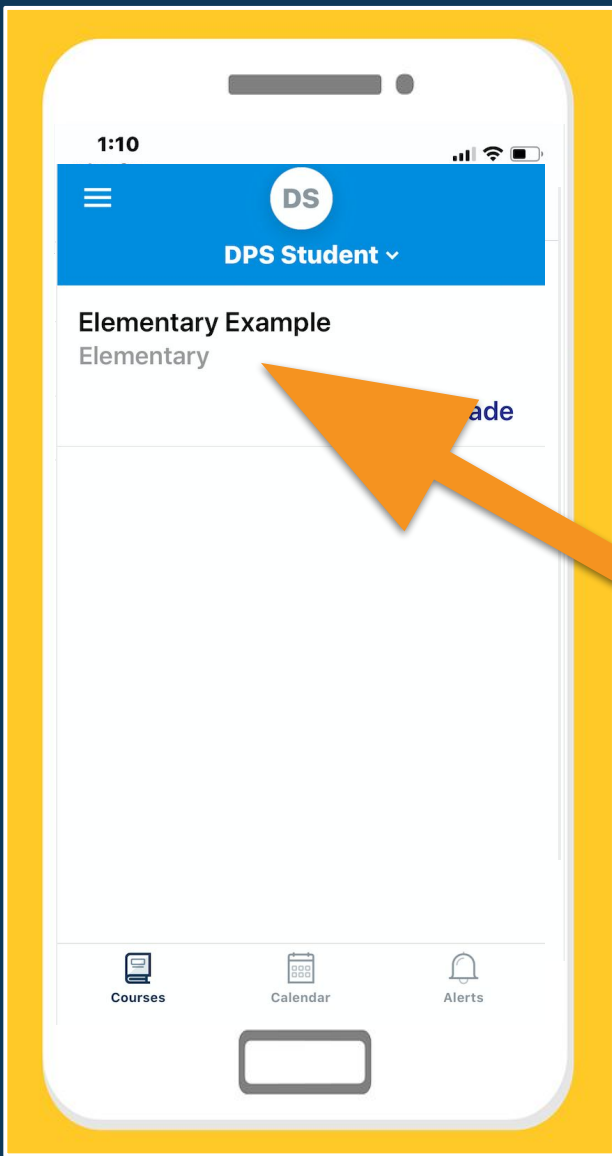
**Select *Durham
Public Schools-
Parents***



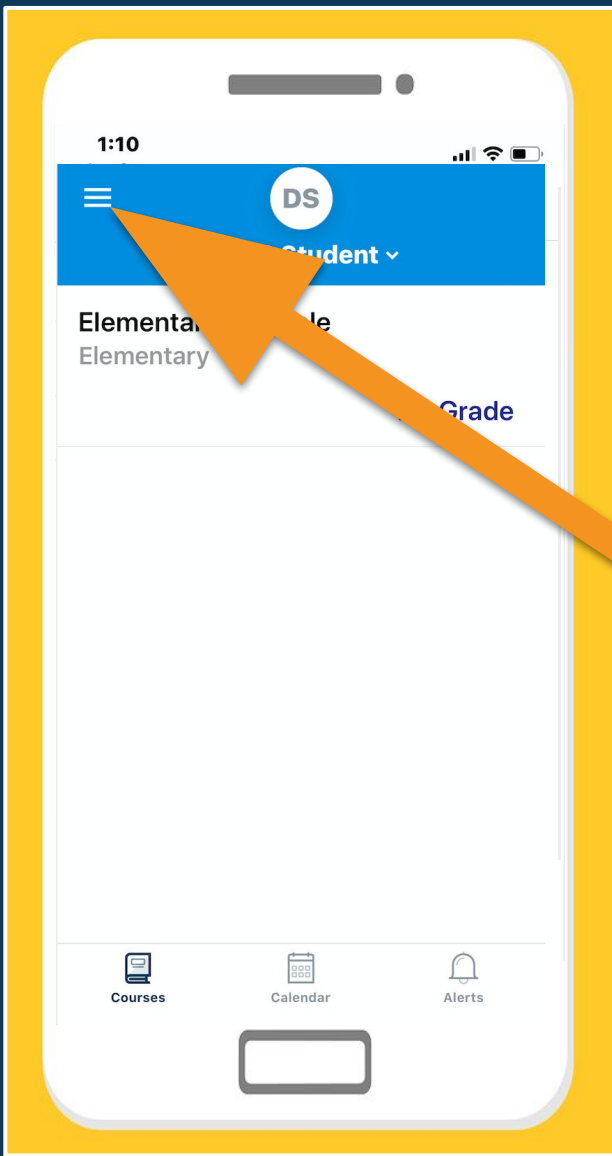
**Push *PARENT*
*LOGIN***



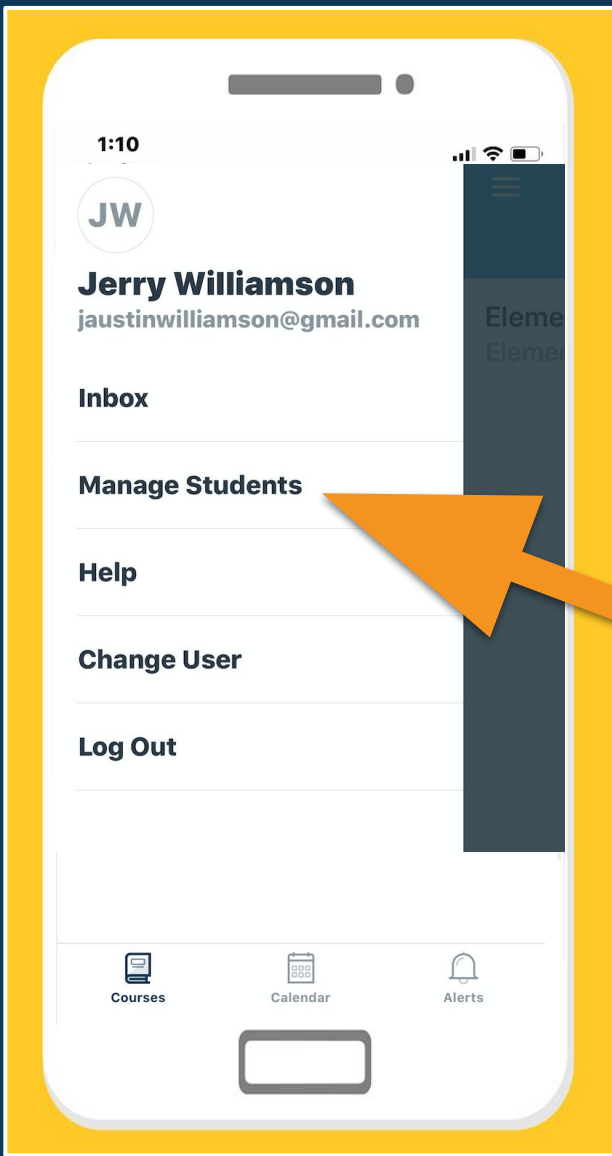
Enter *Username*
& *Password*




Student(s) Listed



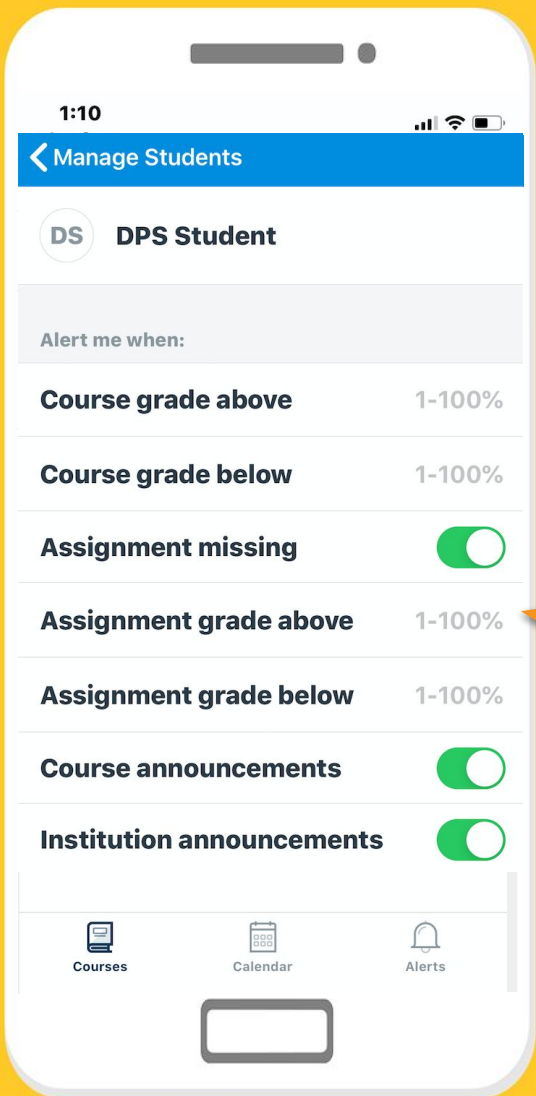
Click Menu



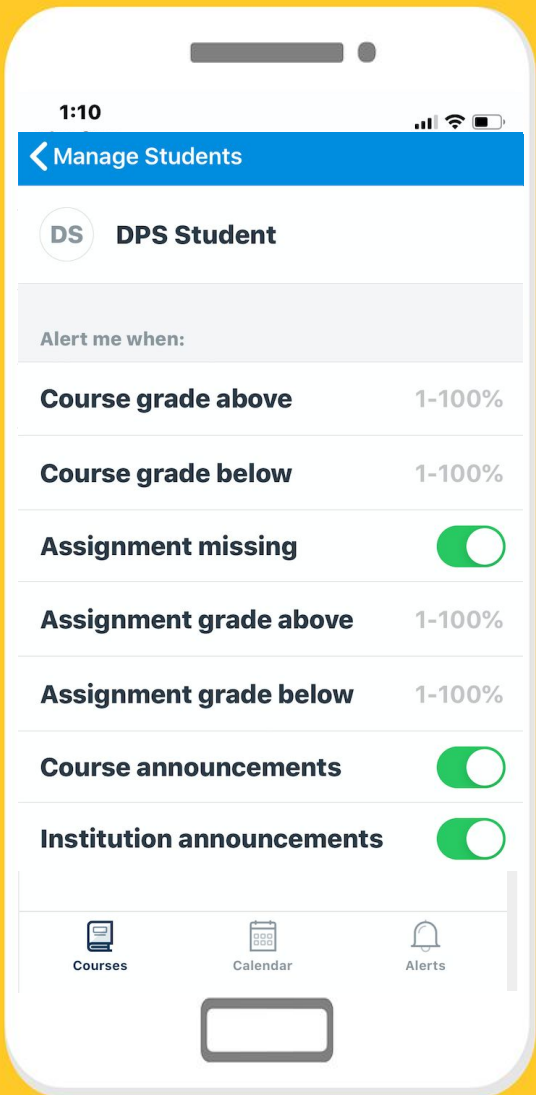
Click *Manage Students*




Select Student



Choose When to
be Alerted



Choose When to
be Alerted



DPS Parent Observer Accounts

STEP 3

(optional)

Get App