

BID TABULATION SHEET

	A	B	C
1			
2	RPF#: 179-2324-245-CNS-EQUIP_DW_REBID		
3		Bid Opening Date: 5/9/24	
4	BIDDER NAME	BID TOTAL	COMMENTS
5	SINGER T&L	SEE ATTACHEMENT	
6			
7			
8			
9			
10			
11			
12			
13			
14			
15			
16			
17			
18			
19			
20			
21			
22			
23			
24			
25			
26			



T&L

Quote

05/07/2024

Project:
Durham Public Schools - New
Dishmachines
** UPDATED 030724 **


From:
Singer T&L
David Maxwell
933 Robeson Street
Fayetteville, NC 28305-5613
(910) 484-1128
(910)912-6741 (Contact)

Job Reference Number: 12254

This is a quote (the "Quote") to provide equipment and/or services. This Quote includes the conditions presented below and the terms that are included at <https://www.singerequipment.com/policies/quote-terms-conditions> (the "Terms").

When you accept this Quote, as provided below, this Quote, together with the Terms, will form a binding contract (the "Contract") between you and Singer NC LLC d.b.a.Singer T&L, a division of Singer Equipment Company, Inc. ("Singer").

Item	Qty	Description	Sell	Sell Total
BETHESDA ES				
1	1 ea	DISHWASHER, CONVEYOR TYPE Champion Model No. 44 PRO Pro Series, 44"W rack conveyor dishwasher, Proportional Rinse, Progressive anti-jam drive system, top mounted Prodigy series HMI user interface, Proactive maintenance software, 100 gallons per hour with energy sentinel (idle pump shut-off), (209) racks per hour, single-piece hood design, single-piece stainless steel upper & lower wash arms manifolds, internal removable scrap basket, dual-piece scrap screens, 20" standard vertical clearance which accommodate 18" x 26" sheet pans, full 180° opening leak proof insulated hinged access doors, automatic tank fill, door safety switches, leak-proof ball valve drains, lower front & side enclosure panels, stainless steel heavy gauge construction including base & legs, electric tank heat, 2 HP wash pump, single point machine & booster connection, vent fan control, stainless steel rear manifolds, includes: (1) 20" x 20" peg rack & (1) 20" x 20" flat rack, NSF Pot & Pan mode, cULus, ENERGY STAR®, Made in USA	\$22,253.74	\$22,253.74
	1 ea	Fuel Surcharge (NET/NET)	\$55.56	\$55.56
	1 ea	1 year parts & labor warranty, standard		
	1 ea	Complimentary factory authorized performance test included,		



Item	Qty	Description	Sell	Sell Total
		upon equipment start-up. Consult local Champion sales representative for coordination of the start-up. If customer is beyond 60 miles from Champion authorized service agent, consult factory.		
	1 ea	Left-to-right operation		
	1 ea	Note: For water of 3-grains of hardness or more, Champion recommends adding a water treatment device.		
	1 ea	208v/60/3-ph		
	1 ea	Electric tank heat, standard		
	1 ea	Electric booster, 70° rise, 21kW, built-in	\$3,932.59	\$3,932.59
	1 ea	Stainless steel vent cowl with 7" stack & locking damper (set)	\$1,466.39	\$1,466.39
	1 ea	20" High hood vertical clearance for sheet pans (standard)		
	1 ea	Table limit switch, whisker style, includes: 12 ft. pre-wired cord standard (unmounted) Field installation by KEC or authorized installer.	\$423.11	\$423.11
			ITEM TOTAL:	\$28,131.39

CARRINGTON MS


2	1 ea	DISHWASHER, CONVEYOR TYPE	\$22,253.74	\$22,253.74
		Champion Model No. 44 PRO Pro Series, 44"W rack conveyor dishwasher, Proportional Rinse, Progressive anti-jam drive system, top mounted Prodigy series HMI user interface, Proactive maintenance software, 100 gallons per hour with energy sentinel (idle pump shut-off), (209) racks per hour, single-piece hood design, single-piece stainless steel upper & lower wash arms manifolds, internal removable scrap basket, dual-piece scrap screens, 20" standard vertical clearance which accommodate 18" x 26" sheet pans, full 180° opening leak proof insulated hinged access doors, automatic tank fill, door safety switches, leak-proof ball valve drains, lower front & side enclosure panels, stainless steel heavy gauge construction including base & legs, electric tank heat, 2 HP wash pump, single point machine & booster connection, vent fan control, stainless steel rear manifolds, includes: (1) 20" x 20" peg rack & (1) 20" x 20" flat rack, NSF Pot & Pan mode, cULus, ENERGY STAR®, Made in USA		
	1 ea	Fuel Surcharge (NET/NET)	\$55.56	\$55.56
	1 ea	1 year parts & labor warranty, standard		
	1 ea	Complimentary factory authorized performance test included, upon equipment start-up. Consult local Champion sales representative for coordination of the start-up. If customer is beyond 60 miles from Champion authorized service agent, consult factory.		
	1 ea	Right-to-left operation		
	1 ea	Note: For water of 3-grains of hardness or more, Champion recommends adding a water treatment device.		

Item	Qty	Description	Sell	Sell Total
	1 ea	208v/60/3-ph		
	1 ea	Electric tank heat, standard		
	1 ea	Electric booster, 70° rise, 21kW, built-in	\$3,932.59	\$3,932.59
	1 ea	Stainless steel vent cowl with 7" stack & locking damper (set)	\$1,466.39	\$1,466.39
	1 ea	20" High hood vertical clearance for sheet pans (standard)		
	1 ea	Table limit switch, whisker style, includes: 12 ft. pre-wired cord standard (unmounted) Field installation by KEC or authorized installer.	\$423.11	\$423.11
			ITEM TOTAL:	\$28,131.39


HILLSIDE HS

1	1 ea	DISHWASHER, CONVEYOR TYPE Champion Model No. 44 PRO Pro Series, 44"W rack conveyor dishwasher, Proportional Rinse, Progressive anti-jam drive system, top mounted Prodigy series HMI user interface, Proactive maintenance software, 100 gallons per hour with energy sentinel (idle pump shut-off), (209) racks per hour, single-piece hood design, single-piece stainless steel upper & lower wash arms manifolds, internal removable scrap basket, dual-piece scrap screens, 20" standard vertical clearance which accommodate 18" x 26" sheet pans, full 180° opening leak proof insulated hinged access doors, automatic tank fill, door safety switches, leak-proof ball valve drains, lower front & side enclosure panels, stainless steel heavy gauge construction including base & legs, electric tank heat, 2 HP wash pump, single point machine & booster connection, vent fan control, stainless steel rear manifolds, includes: (1) 20" x 20" peg rack & (1) 20" x 20" flat rack, NSF Pot & Pan mode, cULus, ENERGY STAR®, Made in USA	\$22,253.74	\$22,253.74
	1 ea	Fuel Surcharge (NET/NET)	\$55.56	\$55.56
	1 ea	1 year parts & labor warranty, standard		
	1 ea	Complimentary factory authorized performance test included, upon equipment start-up. Consult local Champion sales representative for coordination of the start-up. If customer is beyond 60 miles from Champion authorized service agent, consult factory.		
	1 ea	Left-to-right operation		
	1 ea	Note: For water of 3-grains of hardness or more, Champion recommends adding a water treatment device.		
	1 ea	208v/60/3-ph		
	1 ea	Electric tank heat, standard		
	1 ea	Electric booster, 70° rise, 21kW, built-in	\$3,932.59	\$3,932.59
	1 ea	Stainless steel vent cowl with 7" stack & locking damper (set)	\$1,466.39	\$1,466.39
	1 ea	20" High hood vertical clearance for sheet pans (standard)		
	1 ea	Table limit switch, whisker style, includes: 12 ft. pre-wired cord standard (unmounted) Field installation by KEC or authorized	\$423.11	\$423.11

Item	Qty	Description	Sell	Sell Total
		installer.		
			ITEM TOTAL:	\$28,131.39
FORESTVIEW ES				
1	1 ea	DISHWASHER, CONVEYOR TYPE Champion Model No. 44 PRO Pro Series, 44"W rack conveyor dishwasher, Proportional Rinse, Progressive anti-jam drive system, top mounted Prodigy series HMI user interface, Proactive maintenance software, 100 gallons per hour with energy sentinel (idle pump shut-off), (209) racks per hour, single-piece hood design, single-piece stainless steel upper & lower wash arms manifolds, internal removable scrap basket, dual-piece scrap screens, 20" standard vertical clearance which accommodate 18" x 26" sheet pans, full 180° opening leak proof insulated hinged access doors, automatic tank fill, door safety switches, leak-proof ball valve drains, lower front & side enclosure panels, stainless steel heavy gauge construction including base & legs, electric tank heat, 2 HP wash pump, single point machine & booster connection, vent fan control, stainless steel rear manifolds, includes: (1) 20" x 20" peg rack & (1) 20" x 20" flat rack, NSF Pot & Pan mode, cULus, ENERGY STAR®, Made in USA	\$22,253.74	\$22,253.74
	1 ea	Fuel Surcharge (NET/NET)	\$55.56	\$55.56
	1 ea	1 year parts & labor warranty, standard		
	1 ea	Complimentary factory authorized performance test included, upon equipment start-up. Consult local Champion sales representative for coordination of the start-up. If customer is beyond 60 miles from Champion authorized service agent, consult factory.		
	1 ea	Right-to-left operation		
	1 ea	Note: For water of 3-grains of hardness or more, Champion recommends adding a water treatment device.		
	1 ea	208v/60/3-ph		
	1 ea	Electric tank heat, standard		
	1 ea	Electric booster, 70° rise, 21kW, built-in	\$3,932.59	\$3,932.59
	1 ea	Stainless steel vent cowl with 7" stack & locking damper (set)	\$1,466.39	\$1,466.39
	1 ea	20" High hood vertical clearance for sheet pans (standard)		
	1 ea	Table limit switch, whisker style, includes: 12 ft. pre-wired cord standard (unmounted) Field installation by KEC or authorized installer.	\$423.11	\$423.11
			ITEM TOTAL:	\$28,131.39
FAYETTEVILLE ES				
1	1 ea	DISHWASHER, CONVEYOR TYPE	\$22,253.74	\$22,253.74

Item	Qty	Description	Sell	Sell Total
		Champion Model No. 44 PRO Pro Series, 44"W rack conveyor dishwasher, Proportional Rinse, Progressive anti-jam drive system, top mounted Prodigy series HMI user interface, Proactive maintenance software, 100 gallons per hour with energy sentinel (idle pump shut-off), (209) racks per hour, single-piece hood design, single-piece stainless steel upper & lower wash arms manifolds, internal removable scrap basket, dual-piece scrap screens, 20" standard vertical clearance which accommodate 18" x 26" sheet pans, full 180° opening leak proof insulated hinged access doors, automatic tank fill, door safety switches, leak-proof ball valve drains, lower front & side enclosure panels, stainless steel heavy gauge construction including base & legs, electric tank heat, 2 HP wash pump, single point machine & booster connection, vent fan control, stainless steel rear manifolds, includes: (1) 20" x 20" peg rack & (1) 20" x 20" flat rack, NSF Pot & Pan mode, cULus, ENERGY STAR®, Made in USA		
	1 ea	Fuel Surcharge (NET/NET)	\$55.56	\$55.56
	1 ea	1 year parts & labor warranty, standard		
	1 ea	Complimentary factory authorized performance test included, upon equipment start-up. Consult local Champion sales representative for coordination of the start-up. If customer is beyond 60 miles from Champion authorized service agent, consult factory.		
	1 ea	Right-to-left operation		
	1 ea	Note: For water of 3-grains of hardness or more, Champion recommends adding a water treatment device.		
	1 ea	208v/60/3-ph		
	1 ea	Electric tank heat, standard		
	1 ea	Electric booster, 70° rise, 21kW, built-in	\$3,932.59	\$3,932.59
	1 ea	Stainless steel vent cowl with 7" stack & locking damper (set)	\$1,466.39	\$1,466.39
	1 ea	20" High hood vertical clearance for sheet pans (standard)		
	1 ea	Table limit switch, whisker style, includes: 12 ft. pre-wired cord standard (unmounted) Field installation by KEC or authorized installer.	\$423.11	\$423.11
			ITEM TOTAL:	\$28,131.39

GEORGE WATTS ES

1	1 ea	DISHWASHER, CONVEYOR TYPE Champion Model No. 44 PRO Pro Series, 44"W rack conveyor dishwasher, Proportional Rinse, Progressive anti-jam drive system, top mounted Prodigy series HMI user interface, Proactive maintenance software, 100 gallons per hour with energy sentinel (idle pump shut-off), (209) racks per hour, single-piece hood design, single-piece stainless steel upper & lower wash arms manifolds, internal removable scrap basket,	\$22,253.74	\$22,253.74
				

Item	Qty	Description	Sell	Sell Total
		dual-piece scrap screens, 20" standard vertical clearance which accommodate 18" x 26" sheet pans, full 180° opening leak proof insulated hinged access doors, automatic tank fill, door safety switches, leak-proof ball valve drains, lower front & side enclosure panels, stainless steel heavy gauge construction including base & legs, electric tank heat, 2 HP wash pump, single point machine & booster connection, vent fan control, stainless steel rear manifolds, includes: (1) 20" x 20" peg rack & (1) 20" x 20" flat rack, NSF Pot & Pan mode, cULus, ENERGY STAR®, Made in USA		
	1 ea	Fuel Surcharge (NET/NET)	\$55.56	\$55.56
	1 ea	1 year parts & labor warranty, standard		
	1 ea	Complimentary factory authorized performance test included, upon equipment start-up. Consult local Champion sales representative for coordination of the start-up. If customer is beyond 60 miles from Champion authorized service agent, consult factory.		
	1 ea	Left-to-right operation		
	1 ea	Note: For water of 3-grains of hardness or more, Champion recommends adding a water treatment device.		
	1 ea	208v/60/3-ph		
	1 ea	Electric tank heat, standard		
	1 ea	Electric booster, 70° rise, 21kW, built-in	\$3,932.59	\$3,932.59
	1 ea	Stainless steel vent cowl with 7" stack & locking damper (set)	\$1,466.39	\$1,466.39
	1 ea	20" High hood vertical clearance for sheet pans (standard)		
	1 ea	Table limit switch, whisker style, includes: 12 ft. pre-wired cord standard (unmounted) Field installation by KEC or authorized installer.	\$423.11	\$423.11
		NOTE: Verify Voltage; Currently 230/1PH		
		ITEM TOTAL:		\$28,131.39

NEAL MS


1	1 ea	DISHWASHER, CONVEYOR TYPE Champion Model No. 44 PRO Pro Series, 44"W rack conveyor dishwasher, Proportional Rinse, Progressive anti-jam drive system, top mounted Prodigy series HMI user interface, Proactive maintenance software, 100 gallons per hour with energy sentinel (idle pump shut-off), (209) racks per hour, single-piece hood design, single-piece stainless steel upper & lower wash arms manifolds, internal removable scrap basket, dual-piece scrap screens, 20" standard vertical clearance which accommodate 18" x 26" sheet pans, full 180° opening leak proof insulated hinged access doors, automatic tank fill, door safety switches, leak-proof ball valve drains, lower front & side enclosure panels, stainless steel heavy gauge construction including base & legs, electric tank heat, 2 HP wash pump, single	\$22,253.74	\$22,253.74
---	------	---	-------------	-------------



Item	Qty	Description	Sell	Sell Total
		point machine & booster connection, vent fan control, stainless steel rear manifolds, includes: (1) 20" x 20" peg rack & (1) 20" x 20" flat rack, NSF Pot & Pan mode, cULus, ENERGY STAR®, Made in USA		
	1 ea	Fuel Surcharge (NET/NET)	\$55.56	\$55.56
	1 ea	1 year parts & labor warranty, standard		
	1 ea	Complimentary factory authorized performance test included, upon equipment start-up. Consult local Champion sales representative for coordination of the start-up. If customer is beyond 60 miles from Champion authorized service agent, consult factory.		
	1 ea	Right-to-left operation		
	1 ea	Note: For water of 3-grains of hardness or more, Champion recommends adding a water treatment device.		
	1 ea	208v/60/3-ph		
	1 ea	Electric tank heat, standard		
	1 ea	Electric booster, 70° rise, 21kW, built-in	\$3,932.59	\$3,932.59
	1 ea	Stainless steel vent cowl with 7" stack & locking damper (set)	\$1,466.39	\$1,466.39
	1 ea	20" High hood vertical clearance for sheet pans (standard)		
	1 ea	Table limit switch, whisker style, includes: 12 ft. pre-wired cord standard (unmounted) Field installation by KEC or authorized installer.	\$423.11	\$423.11
			ITEM TOTAL:	\$28,131.39

PARKWOOD ES

2	1 ea	DISHWASHER, CONVEYOR TYPE	\$22,253.74	\$22,253.74
		Champion Model No. 44 PRO		
		Pro Series, 44"W rack conveyor dishwasher, Proportional Rinse, Progressive anti-jam drive system, top mounted Prodigy series HMI user interface, Proactive maintenance software, 100 gallons per hour with energy sentinel (idle pump shut-off), (209) racks per hour, single-piece hood design, single-piece stainless steel upper & lower wash arms manifolds, internal removable scrap basket, dual-piece scrap screens, 20" standard vertical clearance which accommodate 18" x 26" sheet pans, full 180° opening leak proof insulated hinged access doors, automatic tank fill, door safety switches, leak-proof ball valve drains, lower front & side enclosure panels, stainless steel heavy gauge construction including base & legs, electric tank heat, 2 HP wash pump, single point machine & booster connection, vent fan control, stainless steel rear manifolds, includes: (1) 20" x 20" peg rack & (1) 20" x 20" flat rack, NSF Pot & Pan mode, cULus, ENERGY STAR®, Made in USA		
	1 ea	Fuel Surcharge (NET/NET)	\$55.56	\$55.56
	1 ea	1 year parts & labor warranty, standard		
	1 ea	Complimentary factory authorized performance test included, upon equipment start-up. Consult local Champion sales		



Item	Qty	Description	Sell	Sell Total
		representative for coordination of the start-up. If customer is beyond 60 miles from Champion authorized service agent, consult factory.		
	1 ea	Right-to-left operation		
	1 ea	Note: For water of 3-grains of hardness or more, Champion recommends adding a water treatment device.		
	1 ea	208v/60/3-ph		
	1 ea	Electric tank heat, standard		
	1 ea	Electric booster, 70° rise, 21kW, built-in	\$3,932.59	\$3,932.59
	1 ea	Stainless steel vent cowl with 7" stack & locking damper (set)	\$1,466.39	\$1,466.39
	1 ea	20" High hood vertical clearance for sheet pans (standard)		
	1 ea	Table limit switch, whisker style, includes: 12 ft. pre-wired cord standard (unmounted) Field installation by KEC or authorized installer.	\$423.11	\$423.11
			ITEM TOTAL:	\$28,131.39

E.K. POWE MS

2	1 ea	DISHWASHER, CONVEYOR TYPE, VENTLESS Champion Model No. 44 PRO-VHR Pro Series, 44"W rack conveyor dishwasher, ventless heat recovery technology, proportional rinse, progressive anti-jam drive system, top mounted Prodigy series HMI user interface, Proactive maintenance software, 100 gallons per hour with energy sentinel (idle pump shut-off), (209) racks per hour, built-in 70° rise booster, electric tank heat, single-piece hood design, single-piece stainless steel upper & lower wash arms manifolds, internal removable scrap basket & dual-piece scrap screens, 20" standard vertical clearance which accommodate 18" x 26" sheet pans, full 180° opening leak proof insulated hinged access doors, automatic tank fill, door safety switches, leak-proof ball valve drains, lower front & side enclosure panels, stainless steel heavy gauge construction including base & legs, electric tank heat, 2 HP wash pump, single point machine & separate booster connection, vent fan control, stainless steel rear manifolds, includes: (2) 20" x 20" peg racks & (1) 20" x 20" flat rack, NSF Pot & Pan mode, CULus, ENERGY STAR®, Made in USA (consult factory for price)	\$41,397.93	\$41,397.93
	1 ea	Fuel Surcharge (NET/NET)	\$55.56	\$55.56
	1 ea	REASSEMBLY HEAT PUMP REQUIRED Reassembly for Heat Pump:	\$3,277.78	\$3,277.78

Dealer is responsible for providing installation site information upon order and giving 3 week's advanced notice for ASA to meet onsite for reassembly. Dishwasher must be delivered and onsite in the dishroom, near its final installation point prior to ASA arrival. ASA will place the heat pump on the dishwasher and make all internal plumbing and electrical connections. ASA is not

Item	Qty	Description	Sell	Sell Total
		responsible for final connections of power and water to the dishwasher, setting it in place, connecting tables, or any other part of the installation. If the dishwasher is already against the wall when ASA arrives, dealer is responsible to remove the dishwasher from the wall and additional trip charges may apply. It is critical you coordinate with Champion Service (1-800-532-8591) before beginning installation of this dish machine.		
		Price of reassembly is good within 60 miles from an Authorized Service Provider. Longer distances will increase the rate. Heat pump will also be invoiced upon shipment of the dishwasher.		
		PRICE IS NET/NET WITH NO FURTHER DISCOUNTS AND REBATES		
	1 ea	consult factory for options & accessories for this model		
	1 ea	Right-to-left operation		
	1 ea	Note: For water of 3-grains of hardness or more, Champion recommends adding a water treatment device.		
	1 ea	208v/60/3-ph		
	1 ea	Electric tank heat, standard		
	1 ea	Electric booster, 70° rise, 21kW, built-in		
	1 ea	20" High hood vertical clearance for sheet pans (standard)		
	1 ea	Table limit switch, whisker style, includes: 12 ft. pre-wired cord standard (unmounted) Field installation by KEC or authorized installer.	\$423.11	\$423.11
			ITEM TOTAL:	\$45,154.38

PEARSONTOWN ES

2	1 ea	DISHWASHER, CONVEYOR TYPE Champion Model No. 44 PRO Pro Series, 44"W rack conveyor dishwasher, Proportional Rinse, Progressive anti-jam drive system, top mounted Prodigy series HMI user interface, Proactive maintenance software, 100 gallons per hour with energy sentinel (idle pump shut-off), (209) racks per hour, single-piece hood design, single-piece stainless steel upper & lower wash arms manifolds, internal removable scrap basket, dual-piece scrap screens, 20" standard vertical clearance which accommodate 18" x 26" sheet pans, full 180° opening leak proof insulated hinged access doors, automatic tank fill, door safety switches, leak-proof ball valve drains, lower front & side enclosure panels, stainless steel heavy gauge construction including base & legs, electric tank heat, 2 HP wash pump, single point machine & booster connection, vent fan control, stainless steel rear manifolds, includes: (1) 20" x 20" peg rack & (1) 20" x 20" flat rack, NSF Pot & Pan mode, cULus, ENERGY STAR®, Made in USA	\$22,253.74	\$22,253.74
	1 ea	Fuel Surcharge (NET/NET)	\$55.56	\$55.56



Item	Qty	Description	Sell	Sell Total
	1 ea	1 year parts & labor warranty, standard		
	1 ea	Complimentary factory authorized performance test included, upon equipment start-up. Consult local Champion sales representative for coordination of the start-up. If customer is beyond 60 miles from Champion authorized service agent, consult factory.		
	1 ea	Left-to-right operation		
	1 ea	Note: For water of 3-grains of hardness or more, Champion recommends adding a water treatment device.		
	1 ea	208v/60/3-ph		
	1 ea	Electric tank heat, standard		
	1 ea	Electric booster, 70° rise, 21kW, built-in	\$3,932.59	\$3,932.59
	1 ea	Stainless steel vent cowl with 7" stack & locking damper (set)	\$1,466.39	\$1,466.39
	1 ea	20" High hood vertical clearance for sheet pans (standard)		
	1 ea	Table limit switch, whisker style, includes: 12 ft. pre-wired cord standard (unmounted) Field installation by KEC or authorized installer.	\$423.11	\$423.11
			ITEM TOTAL:	\$28,131.39

RIVERSIDE HS

1	1 ea	DISHWASHER, CONVEYOR TYPE Champion Model No. 44 PRO Pro Series; 44"W rack conveyor dishwasher, Proportional Rinse, Progressive anti-jam drive system, top mounted Prodigy series HMI user interface, Proactive maintenance software, 100 gallons per hour with energy sentinel (idle pump shut-off), (209) racks per hour, single-piece hood design, single-piece stainless steel upper & lower wash arms manifolds, internal removable scrap basket, dual-piece scrap screens, 20" standard vertical clearance which accommodate 18" x 26" sheet pans, full 180° opening leak proof insulated hinged access doors, automatic tank fill, door safety switches, leak-proof ball valve drains, lower front & side enclosure panels, stainless steel heavy gauge construction including base & legs, electric tank heat, 2 HP wash pump, single point machine & booster connection, vent fan control, stainless steel rear manifolds, includes: (1) 20" x 20" peg rack & (1) 20" x 20" flat rack, NSF Pot & Pan mode, cULus, ENERGY STAR®, Made in USA	\$22,253.74	\$22,253.74
	1 ea	Fuel Surcharge (NET/NET)	\$55.56	\$55.56
	1 ea	1 year parts & labor warranty, standard		
	1 ea	Complimentary factory authorized performance test included, upon equipment start-up. Consult local Champion sales representative for coordination of the start-up. If customer is beyond 60 miles from Champion authorized service agent, consult factory.		
	1 ea	Left-to-right operation		



Item	Qty	Description	Sell	Sell Total
	1 ea	Note: For water of 3-grains of hardness or more, Champion recommends adding a water treatment device.		
	1 ea	208v/60/3-ph		
	1 ea	Electric tank heat, standard		
	1 ea	Electric booster, 70° rise, 21kW, built-in	\$3,932.59	\$3,932.59
	1 ea	Stainless steel vent cowl with 7" stack & locking damper (set)	\$1,466.39	\$1,466.39
	1 ea	20" High hood vertical clearance for sheet pans (standard)		
	1 ea	Table limit switch, whisker style, includes: 12 ft. pre-wired cord standard (unmounted) Field installation by KEC or authorized installer.	\$423.11	\$423.11
			ITEM TOTAL:	\$28,131.39

SHERWOOD GITHENS MS

2	1 ea	DISHWASHER, CONVEYOR TYPE Champion Model No. 44 PRO Pro Series, 44"W rack conveyor dishwasher, Proportional Rinse, Progressive anti-jam drive system, top mounted Prodigy series HMI user interface, Proactive maintenance software, 100 gallons per hour with energy sentinel (idle pump shut-off), (209) racks per hour, single-piece hood design, single-piece stainless steel upper & lower wash arms manifolds, internal removable scrap basket, dual-piece scrap screens, 20" standard vertical clearance which accommodate 18" x 26" sheet pans, full 180° opening leak proof insulated hinged access doors, automatic tank fill, door safety switches, leak-proof ball valve drains, lower front & side enclosure panels, stainless steel heavy gauge construction including base & legs, electric tank heat, 2 HP wash pump, single point machine & booster connection, vent fan control, stainless steel rear manifolds, includes: (1) 20" x 20" peg rack & (1) 20" x 20" flat rack, NSF Pot & Pan mode, cULus, ENERGY STAR®, Made in USA	\$22,253.74	\$22,253.74
	1 ea	Fuel Surcharge (NET/NET)	\$55.56	\$55.56
	1 ea	1 year parts & labor warranty, standard		
	1 ea	Complimentary factory authorized performance test included, upon equipment start-up. Consult local Champion sales representative for coordination of the start-up. If customer is beyond 60 miles from Champion authorized service agent, consult factory.		
	1 ea	Left-to-right operation		
	1 ea	Note: For water of 3-grains of hardness or more, Champion recommends adding a water treatment device.		
	1 ea	208v/60/3-ph		
	1 ea	Electric tank heat, standard		
	1 ea	Electric booster, 70° rise, 21kW, built-in	\$3,932.59	\$3,932.59
	1 ea	Stainless steel vent cowl with 7" stack & locking damper (set)	\$1,466.39	\$1,466.39
	1 ea	20" High hood vertical clearance for sheet pans (standard)		

Item	Qty	Description	Sell	Sell Total
	1 ea	Table limit switch, whisker style, includes: 12 ft. pre-wired cord standard (unmounted) Field installation by KEC or authorized installer.	\$423.11	\$423.11
			ITEM TOTAL:	\$28,131.39

R.N. HARRIS ES

2	1 ea	DISHWASHER, DOOR TYPE, VENTLESS Champion Model No. DH-6000T-VHR Genesis Dishwasher, door type, extended hood (27" opening for trays), ventless heat recovery, high temperature sanitizing with built-in stainless steel electric booster for (40°-70° rise), (40) racks/hour capacity, auto start, single point electrical connection, door interlock switch, on-board service diagnostics, Rinse Sentry feature, auto-fill, detergent & chemical connections, interchangeable upper & lower spray arms, automatic drain valve, vent fan control, bottom mounted HMI controls, mounted water PRV, stainless steel construction, electric tank heat, peg rack, flat rack, 2 HP self draining pump, NSF, cULus, ENERGY STAR®	\$19,755.67	\$19,755.67
	1 ea	Fuel Surcharge (NET/NET)	\$55.56	\$55.56
	1 ea	1 year parts & labor warranty, standard		
	1 ea	Complimentary factory authorized performance test included, upon equipment start-up. Consult local Champion sales representative for coordination of the start-up. If customer is beyond 60 miles from Champion authorized service agent, consult factory.		
	1 ea	Single-point electrical connection, standard		
	1 ea	208-240v/60/3-ph		
	1 ea	Straight-through design application		
			ITEM TOTAL:	\$19,811.23

SOUTHERN HS

1	1 ea	DISHWASHER, CONVEYOR TYPE Champion Model No. 44 PRO Pro Series, 44"W rack conveyor dishwasher, Proportional Rinse, Progressive anti-jam drive system, top mounted Prodigy series HMI user interface, Proactive maintenance software, 100 gallons per hour with energy sentinel (idle pump shut-off), (209) racks per hour, single-piece hood design, single-piece stainless steel upper & lower wash arms manifolds, internal removable scrap basket, dual-piece scrap screens, 20" standard vertical clearance which accommodate 18" x 26" sheet pans, full 180° opening leak proof insulated hinged access doors, automatic tank fill, door safety switches, leak-proof ball valve drains, lower front & side enclosure panels, stainless steel heavy gauge construction including base & legs, electric tank heat, 2 HP wash pump, single point machine & booster connection, vent fan control, stainless	\$22,253.74	\$22,253.74
---	------	---	-------------	-------------

Item	Qty	Description	Sell	Sell Total
		steel rear manifolds, includes: (1) 20" x 20" peg rack & (1) 20" x 20" flat rack, NSF Pot & Pan mode, cULus, ENERGY STAR®, Made in USA		
	1 ea	Fuel Surcharge (NET/NET)	\$55.56	\$55.56
	1 ea	1 year parts & labor warranty, standard		
	1 ea	Complimentary factory authorized performance test included, upon equipment start-up. Consult local Champion sales representative for coordination of the start-up. If customer is beyond 60 miles from Champion authorized service agent, consult factory.		
	1 ea	Left-to-right operation		
	1 ea	Note: For water of 3-grains of hardness or more, Champion recommends adding a water treatment device.		
	1 ea	208v/60/3-ph		
	1 ea	Electric tank heat, standard		
	1 ea	Electric booster, 70° rise, 21kW, built-in	\$3,932.59	\$3,932.59
	1 ea	Stainless steel vent cowl with 7" stack & locking damper (set)	\$1,466.39	\$1,466.39
	1 ea	20" High hood vertical clearance for sheet pans (standard)		
	1 ea	Table limit switch, whisker style, includes: 12 ft. pre-wired cord standard (unmounted) Field installation by KEC or authorized installer.	\$423.11	\$423.11
			ITEM TOTAL:	\$28,131.39

SOUTHWEST ES

1	1 ea	DISHWASHER, CONVEYOR TYPE Champion Model No. 44 PRO Pro Series, 44"W rack conveyor dishwasher, Proportional Rinse, Progressive anti-jam drive system, top mounted Prodigy series HMI user interface, Proactive maintenance software, 100 gallons per hour with energy sentinel (idle pump shut-off), (209) racks per hour, single-piece hood design, single-piece stainless steel upper & lower wash arms manifolds, internal removable scrap basket, dual-piece scrap screens, 20" standard vertical clearance which accommodate 18" x 26" sheet pans, full 180° opening leak proof insulated hinged access doors, automatic tank fill, door safety switches, leak-proof ball valve drains, lower front & side enclosure panels, stainless steel heavy gauge construction including base & legs, electric tank heat, 2 HP wash pump, single point machine & booster connection, vent fan control, stainless steel rear manifolds, includes: (1) 20" x 20" peg rack & (1) 20" x 20" flat rack, NSF Pot & Pan mode, cULus, ENERGY STAR®, Made in USA	\$22,253.74	\$22,253.74
	1 ea	Fuel Surcharge (NET/NET)	\$55.56	\$55.56
	1 ea	1 year parts & labor warranty, standard		
	1 ea	Complimentary factory authorized performance test included, upon equipment start-up. Consult local Champion sales representative for coordination of the start-up. If customer is		



Item	Qty	Description	Sell	Sell Total
		beyond 60 miles from Champion authorized service agent, consult factory.		
	1 ea	Left-to-right operation		
	1 ea	Note: For water of 3-grains of hardness or more, Champion recommends adding a water treatment device.		
	1 ea	208v/60/3-ph		
	1 ea	Electric tank heat, standard		
	1 ea	Electric booster, 70° rise, 21kW, built-in	\$3,932.59	\$3,932.59
	1 ea	Stainless steel vent cowl with 7" stack & locking damper (set)	\$1,466.39	\$1,466.39
	1 ea	20" High hood vertical clearance for sheet pans (standard)		
	1 ea	Table limit switch, whisker style, includes: 12 ft. pre-wired cord standard (unmounted) Field installation by KEC or authorized installer.	\$423.11	\$423.11
			ITEM TOTAL:	\$28,131.39

Y.E. SMITH ES

2	1 ea	DISHWASHER, CONVEYOR TYPE, VENTLESS Champion Model No. 44 PRO-VHR Pro Series, 44"W rack conveyor dishwasher, ventless heat recovery technology, proportional rinse, progressive anti-jam drive system, top mounted Prodigy series HMI user interface, Proactive maintenance software, 100 gallons per hour with energy sentinel (idle pump shut-off), (209) racks per hour, built-in 70° rise booster, electric tank heat, single-piece hood design, single-piece stainless steel upper & lower wash arms manifolds, internal removable scrap basket & dual-piece scrap screens, 20" standard vertical clearance which accommodate 18" x 26" sheet pans, full 180° opening leak proof insulated hinged access doors, automatic tank fill, door safety switches, leak-proof ball valve drains, lower front & side enclosure panels, stainless steel heavy gauge construction including base & legs, electric tank heat, 2 HP wash pump, single point machine & separate booster connection, vent fan control, stainless steel rear manifolds, includes: (2) 20" x 20" peg racks & (1) 20" x 20" flat rack, NSF Pot & Pan mode, CULus, ENERGY STAR®, Made in USA (consult factory for price)	\$41,397.93	\$41,397.93
	1 ea	Fuel Surcharge (NET/NET)	\$55.56	\$55.56
	1 ea	REASSEMBLY HEAT PUMP REQUIRED Reassembly for Heat Pump:	\$3,277.78	\$3,277.78

Dealer is responsible for providing installation site information upon order and giving 3 week's advanced notice for ASA to meet onsite for reassembly. Dishwasher must be delivered and onsite in the dishroom, near its final installation point prior to ASA arrival. ASA will place the heat pump on the dishwasher and make all internal plumbing and electrical connections. ASA is not responsible for final connections of power and water to the

Item	Qty	Description	Sell	Sell Total
		dishwasher, setting it in place, connecting tables, or any other part of the installation. If the dishwasher is already against the wall when ASA arrives, dealer is responsible to remove the dishwasher from the wall and additional trip charges may apply. It is critical you coordinate with Champion Service (1-800-532-8591) before beginning installation of this dish machine.		
		Price of reassembly is good within 60 miles from an Authorized Service Provider. Longer distances will increase the rate. Heat pump will also be invoiced upon shipment of the dishwasher.		
		PRICE IS NET/NET WITH NO FURTHER DISCOUNTS AND REBATES		
	1 ea	consult factory for options & accessories for this model		
	1 ea	consult factory for options & accessories for this model		
	1 ea	Right-to-left operation		
	1 ea	Note: For water of 3-grains of hardness or more, Champion recommends adding a water treatment device.		
	1 ea	208v/60/3-ph		
	1 ea	Electric tank heat, standard		
	1 ea	Electric booster, 70° rise, 21kW, built-in		
	1 ea	20" High hood vertical clearance for sheet pans (standard)		
	1 ea	Table limit switch, whisker style, includes: 12 ft. pre-wired cord standard (unmounted) Field installation by KEC or authorized installer.	\$423.11	\$423.11
		ITEM TOTAL:		\$45,154.38
		Merchandise		\$475,828.06
		Tax 7.5%		\$35,687.10
		Total		\$511,515.16