

“Long Range Facilities Plan”

Turning **Vision** into reality


Durham
Public
Schools



Elementary Schools

“Long Range Facilities Plan”

Turning Vision into reality




Elementary School Table of Contents

Bethesda Elementary School.....	7-1	Mangum Elementary School.....	7-17
Burton Elementary School.....	7-2	Merrick-Moore Elementary School.....	7-18
Club Boulevard Elementary School...	7-3	Morehead Elementary School.....	7-19
Creekside Elementary School.....	7-4	Oak Grove Elementary School.....	7-20
Easley Elementary School.....	7-5	Parkwood Elementary School.....	7-21
Eastway Elementary School.....	7-6	W.G. Pearson Elementary School.....	7-22
Eno Valley Elementary School.....	7-7	Pearsontown Elementary School.....	7-23
Fayetteville St. Elementary School....	7-8	E.K. Powe Elementary School.....	7-24
Forest View Elementary School.....	7-9	Y.E. Smith Elementary School.....	7-25
Glenn Elementary School.....	7-10	Southwest Elementary School.....	7-26
R.N. Harris Elementary School.....	7-11	C.C. Spaulding Elementary School.....	7-27
Hillandale Elementary School.....	7-12	Watts Elementary School.....	7-28
Holt Elementary School.....	7-13	New Elementary “B”.....	7-29
Hope Valley Elementary School.....	7-14	New Elementary “C”.....	7-30
Lakewood Elementary School.....	7-15	New Elementary “E”.....	7-31
Little River Elementary School.....	7-16	New Elementary “F”.....	7-32

“Long Range Facilities Plan”

Turning **Vision** into reality

Durham
Public
Schools



Bethesda Elementary School

Address: 2009 S. Miami Blvd. 27703
Building: 85,750 square foot – Built in 1982 & 1989
Site area: 50.7 acres
Capacity: 722
2005 ADM: 720



Project Summary:

Interior refurbishment due based on 20-year cycle
Playground upgrades per district-wide assessment
Roof replacement
Parking and driveways need new asphalt overlay.
Small classroom wing needs new HVAC and controls
Cooler and Freezer replacement
Technology and intercom infrastructure upgrade
Security camera allotment
Fire Alarm system upgrade


Program cost based on 2012 start date: \$6,488,797

Durham Public Schools Capital Improvement Plan			Bethesda Elementary		304	
Category/Description	Campus Program Total		\$6,488,796.57		Comments	Exclude
	Lump Sum Est.	Area in Sq. Ft.	Cost/Sq. Ft.	06 Cost Estimate		Line item
I A. Facility Improvements:						
New Construction	\$0.00	or		\$140.00	\$0.00	
Renovation	\$0.00	or	0	\$75.00	\$0.00	
Refurbish	\$0.00	or	71,500	\$25.00	\$1,787,500.00	20-year cycle (1982,1989) original buildings
Additions	\$0.00	or			\$0.00	
Civils / Site Improvements	\$330,000.00	or	0		\$330,000.00	Repair and overlay of existing asphalt
Landscaping / Irrigation	\$0.00	or	0		\$0.00	
Playgrounds	\$87,277.00	or	0		\$87,277.00	Per district assessment study
Athletic Fields/Components	\$0.00	or	0		\$0.00	
Roof Replacement	\$0.00	or	71,500	\$12.00	\$858,000.00	
Hardware / Locks	\$0.00	or	0	\$2.75	\$0.00	
Electrical	\$0.00	or	0	\$6.00	\$0.00	
HVAC	\$250,000.00	or	7,600	\$18.00	\$386,800.00	Controls upgrade in small building
Plumbing	\$0.00	or	0	\$3.00	\$0.00	
Structural	\$0.00	or	0		\$0.00	
Flooring	\$0.00	or	0	\$3.00	\$0.00	
Code Upgrades	\$0.00	or	0		\$0.00	
ADA / Life Safety Compliance	\$0.00	or	0		\$0.00	
Kitchen upgrade	\$162,200.00	or	0		\$162,200.00	Cooler/freezer upgrade
Asbestos Abatement	\$0.00	or	0		\$0.00	
Technology Systems/Components	\$0.00	or	71,500	\$2.25	\$160,875.00	Infrastructure upgrade
Intercom	\$30,000.00	or			\$30,000.00	System upgrade
Fire Alarm systems	\$75,000.00	or	0		\$75,000.00	System upgrade
Security: Cameras & Alarms	\$20,000.00	or	0		\$20,000.00	Additional camera allotment
		or	0		\$0.00	
Sub Total					\$3,897,652.00	
II B Support Costs						
Prof/Pm/Support fees	0.20				\$779,530.40	
Survey/Testing	0.00				\$0.00	
Storage and Moving	0.00		71,500	\$0.76	\$54,340.00	
City Fees/County	0.00				\$0.00	
FF& E	0.09				\$366,379.29	
Land purchase	0.00				\$0.00	
Contingency	0.05				\$194,882.60	
					\$0.00	
	0.00				\$0.00	
Subtotal					\$1,395,132.29	
Inflation	0.2650				\$1,196,012.28	Inflation yr. 2012
Program Total					\$6,488,796.57	

“Long Range Facilities Plan”

Turning **Vision** into reality

Durham
Public
Schools



Burton Elementary School

Address: 1500 Mathison Ave., 27701
Building: 71,360 SF – Built in 1949,54,76 & 92
Site area: 8.3 Acres
Capacity: 386
2005 ADM: 321



Project Summary:

- Interior refurbishment based on 20-year cycle
- Playground upgrades per district-wide assessment
- Small asphalt repaving in driveway and parking lot
- 23,000 sq. ft. of existing roof needs replacing
- HVAC controls upgrade
- Group toilet upgrade
- Freezer/Cooler unit replacement
- Asbestos abatement
- New technology infrastructure upgrade
- Security camera allotment
- Fire Alarm system upgrade

Program cost based on 2012 start date: \$5,396,526


Burton Elementary School

Durham Public Schools Capital Improvement Plan		Burton Elementary			308	
Category/Description	Campus Program Total		\$5,396,525.68		Comments	Exclude
	Lump Sum Est.	Area in Sq. Ft.	Cost/Sq. Ft.	06 Cost Estimate		Line item
I A Facility Improvements:						
	New Construction	\$0.00	or 0	\$140.00	\$0.00	
	Renovation	\$0.00	or 0	\$75.00	\$0.00	
	Refurbish	\$0.00	or 71,300	\$25.00	\$1,782,500.00	20-yr. cycle (1949,54,76,92)
	Additions	\$0.00	or 0	\$150.00	\$0.00	
	Civils / Site Improvements	\$100,000.00	or 0		\$100,000.00	Small asphalt repaving
	Landscaping / Irrigation	\$0.00	or 0		\$0.00	
	Playgrounds	\$248,720.00	or 0		\$248,720.00	Per district assessment study
	Athletic Fields/Components	\$0.00	or 0		\$0.00	
	Roof Replacement	\$0.00	or 23,000	\$12.00	\$276,000.00	Original building areas
	Hardware / Locks	\$0.00	or 0	\$2.75	\$0.00	
	Electrical	\$0.00	or 0	\$6.00	\$0.00	
	HVAC	\$150,000.00	or 0	\$18.00	\$150,000.00	Controls replacement
	Plumbing	\$0.00	or 0	\$3.00	\$0.00	
	Structural	\$0.00	or 0		\$0.00	
	Flooring	\$0.00	or 0	\$3.00	\$0.00	
	Code Upgrades	\$0.00	or 0		\$0.00	
	ADA / Life Safety Compliance	\$122,000.00	or 0		\$122,000.00	Restroom upgrade
	Kitchen upgrade	\$225,000.00	or 0		\$225,000.00	Freezer/cooler replacement
	Asbestos Abatement	\$75,000.00	or 0		\$75,000.00	Floor and pipe abatement
	Technology Systems/Components	\$0.00	or 71,300	\$2.25	\$160,425.00	Infrastructure upgrade
	Intercom	\$0.00	or 0		\$0.00	
	Fire Alarm systems	\$75,000.00	or 0		\$75,000.00	Upgrade system
	Security: Cameras & Alarms	\$20,000.00	or 0		\$20,000.00	Additional camera allotment
			or 0		\$0.00	
	Sub Total				\$3,234,645.00	
II B Support Costs						
	Prof/Pm/Support fees	0.20			\$646,929.00	
	Survey/Testing	0.00			\$0.00	
	Storage and Moving	0.00	71,300	\$0.76	\$54,188.00	
	City Fees/County	0.00			\$0.00	
	FF& E	0.09			\$304,056.63	
	Land purchase	0.00			\$0.00	
	Contingency	0.05			\$161,732.25	
					\$0.00	
		0.00			\$0.00	
	Subtotal				\$1,166,905.88	
	Inflation	0.2650			\$994,974.80	Inflation yr. 2012
	Program Total				\$5,396,525.68	

“Long Range Facilities Plan”

Turning **Vision** into reality

Durham
Public
Schools



Club Blvd. Elementary School

Address: 400 W. Club Blvd., 27704
Building: 45,099 SF - Built in 1949, 55, 90, 92 & 95
Site area: 5.5 Acres
Capacity: 382
2005 ADM:



Project Summary:

- Renovation of the original 40,000 sq. ft. based on 20-year cycle
- Playground upgrades per district-wide assessment
- Restroom upgrades
- Update kitchen layout and equipment
- Asbestos abatement
- New technology infrastructure upgrade
- Intercom system upgrade
- Fire Alarm system upgrade

Program cost based on 2012 start date: \$7,492,666


Club Blvd. Elementary School

Durham Public Schools Capital Improvement Plan		Club Blvd. Elementary				318	
Category/Description	Campus Program Total		\$7,492,666.01		Comments	Exclude Line item	
	Lump Sum Est.	Area in Sq. Ft.	Cost/Sq. Ft.	06 Cost Estimate			
I A. Facility Improvements:							
	New Construction	\$0.00	or 0	\$140.00	\$0.00		<input type="checkbox"/>
	Renovation	\$0.00	or 48,000	\$75.00	\$3,600,000.00	20-yr. cycle (1949,55,90,92) older buildings	<input type="checkbox"/>
	Refurbish	\$0.00	or 0	\$25.00	\$0.00		<input type="checkbox"/>
	Additions	\$0.00	or 0	\$150.00	\$0.00	Addition planned through 2003 bond	<input type="checkbox"/>
	Civils / Site Improvements	\$0.00	or 0		\$0.00		<input type="checkbox"/>
	Landscaping / Irrigation	\$0.00	or 0		\$0.00		<input type="checkbox"/>
	Playgrounds	\$251,573.00	or 0		\$251,573.00	Per district assessment study	<input type="checkbox"/>
	Athletic Fields/Components	\$0.00	or 0		\$0.00		<input type="checkbox"/>
	Roof Replacement	\$0.00	or 0	\$12.00	\$0.00		<input type="checkbox"/>
	Hardware / Locks	\$0.00	or 0	\$2.75	\$0.00		<input type="checkbox"/>
	Electrical	\$0.00	or 0	\$6.00	\$0.00		<input type="checkbox"/>
	HVAC	\$0.00	or 0	\$18.00	\$0.00		<input type="checkbox"/>
	Plumbing	\$0.00	or 0	\$3.00	\$0.00		<input type="checkbox"/>
	Structural	\$0.00	or 0		\$0.00		<input type="checkbox"/>
	Flooring	\$0.00	or 0	\$3.00	\$0.00		<input type="checkbox"/>
	Code Upgrades	\$0.00	or 0		\$0.00		<input type="checkbox"/>
	ADA / Life Safety Compliance	\$86,250.00	or 0		\$86,250.00	Restroom and accessibility upgrade	<input type="checkbox"/>
	Kitchen upgrade	\$275,000.00	or 0		\$275,000.00	Interior of cooking area upgrade	<input type="checkbox"/>
	Asbestos Abatement	\$75,000.00	or 0		\$75,000.00	Floor and pipe abatement	<input type="checkbox"/>
	Technology Systems/Components	\$0.00	or 48,000	\$2.25	\$108,000.00	Infrastructure upgrade	<input type="checkbox"/>
	Intercom	\$30,000.00	or 0		\$30,000.00	System upgrade	<input type="checkbox"/>
	Fire Alarm systems	\$75,000.00	or 0		\$75,000.00	System upgrade	<input type="checkbox"/>
	Security: Cameras & Alarms	\$20,000.00	or 0		\$20,000.00	Additional camera allotment	<input type="checkbox"/>
		\$0.00	or 0		\$0.00		<input type="checkbox"/>
	Sub Total				\$4,520,823.00		<input type="checkbox"/>
II B Support Costs							
	Prof/Pm/Support fees	0.20			\$904,164.60		<input type="checkbox"/>
	Survey/Testing	0.00			\$0.00		<input type="checkbox"/>
	Storage and Moving	0.00	48,000	\$0.76	\$36,480.00		<input type="checkbox"/>
	City Fees/County	0.00			\$0.00		<input type="checkbox"/>
	FF& E	0.09			\$424,957.36		<input type="checkbox"/>
	Land purchase	0.00			\$0.00		<input type="checkbox"/>
	Contingency	0.05			\$226,041.15		<input type="checkbox"/>
					\$0.00		<input type="checkbox"/>
		0.00			\$0.00		<input type="checkbox"/>
	Subtotal				\$1,591,643.11		<input type="checkbox"/>
	Inflation	0.2650			\$1,380,199.90	Inflation yr. 2012	<input type="checkbox"/>
	Program Total				\$7,492,666.01		<input type="checkbox"/>

“Long Range Facilities Plan”

Turning **Vision** into reality

Durham
Public
Schools



Creekside Elementary School

Address: 5321 Ephesus Church Rd., 27707
Building: 82,000 SF – Built in 2004
Site area: 37.5 Acres
Capacity: 601
2005 ADM: 630



Project Summary:

Additional 8 classrooms with support area

Repainting of interior in 2010, based on 7 year implementation plan

Program cost based on 2010 start date: \$3,007,613


Creekside Elementary School

Durham Public Schools Capital Improvement Plan		Creekside Elementary				319	
Category/Description	Campus Program Total		\$3,007,612.58		Comments	Exclude	
	Lump Sum Est.	Area in Sq. Ft.	Cost/Sq. Ft.	06 Cost Estimate		Line item	
I A Facility Improvements:							
	New Construction	\$0.00	or 0	\$140.00	\$0.00		<input type="checkbox"/>
	Renovation	\$0.00	or 0	\$75.00	\$0.00		<input type="checkbox"/>
	Refurbish	\$0.00	or 0	\$25.00	\$0.00		<input type="checkbox"/>
	Additions	\$0.00	or 12,000	\$150.00	\$1,800,000.00	8 classrooms and support space	<input type="checkbox"/>
	Civils / Site Improvements	\$0.00	or 0		\$0.00		<input type="checkbox"/>
	Landscaping / Irrigation	\$0.00	or 0		\$0.00		<input type="checkbox"/>
	Playgrounds	\$0.00	or 0		\$0.00	Per district assessment study	<input type="checkbox"/>
	Athletic Fields/Components	\$0.00	or 0		\$0.00		<input type="checkbox"/>
	Roof Replacement	\$0.00	or 0	\$12.00	\$0.00		<input type="checkbox"/>
	Hardware / Locks	\$0.00	or 0	\$2.75	\$0.00		<input type="checkbox"/>
	Electrical	\$0.00	or 0	\$6.00	\$0.00		<input type="checkbox"/>
	HVAC	\$0.00	or 0	\$18.00	\$0.00		<input type="checkbox"/>
	Plumbing	\$0.00	or 0	\$3.00	\$0.00		<input type="checkbox"/>
	Structural	\$0.00	or 0		\$0.00		<input type="checkbox"/>
	Flooring	\$0.00	or 0	\$3.00	\$0.00		<input type="checkbox"/>
	Code Upgrades	\$0.00	or 0		\$0.00		<input type="checkbox"/>
	ADA / Life Safety Compliance	\$0.00	or 0		\$0.00		<input type="checkbox"/>
	Kitchen upgrade	\$0.00	or 0		\$0.00		<input type="checkbox"/>
	Asbestos Abatement	\$0.00	or 0		\$0.00		<input type="checkbox"/>
	Technology Systems/Components	\$0.00	or 0	\$2.25	\$0.00	Infrastructure upgrade	<input type="checkbox"/>
	Intercom	\$0.00	or 0		\$0.00	System upgrade	<input type="checkbox"/>
	Fire Alarm systems	\$0.00	or 0		\$0.00	System upgrade	<input type="checkbox"/>
	Security: Cameras & Alarms	\$0.00	or 0		\$0.00	Additional camera allotment	<input type="checkbox"/>
	Painting	\$0.00	or 80,140	\$1.75	\$140,245.00	7-yr. cycle (2011)	<input type="checkbox"/>
	Sub Total				\$1,940,245.00		<input type="checkbox"/>
II B Support Costs							
	Prof/Pm/Support fees	0.20			\$388,049.00		<input type="checkbox"/>
	Survey/Testing	0.00			\$0.00		<input type="checkbox"/>
	Storage and Moving	0.00		\$0.76	\$0.00		<input type="checkbox"/>
	City Fees/County	0.00			\$0.00		<input type="checkbox"/>
	FF& E	0.05			\$97,012.25		<input type="checkbox"/>
	Land purchase	0.00			\$0.00		<input type="checkbox"/>
	Contingency	0.05			\$97,012.25		<input type="checkbox"/>
					\$0.00		<input type="checkbox"/>
		0.00			\$0.00		<input type="checkbox"/>
	Subtotal				\$582,073.50		<input type="checkbox"/>
	Inflation	0.1924			\$485,294.08	Inflation yr. 201C	<input type="checkbox"/>
	Program Total				\$3,007,612.58		<input type="checkbox"/>

“Long Range Facilities Plan”

Turning **Vision** into reality

Durham
Public
Schools



Easley Elementary School

Address: 302 Lebanon Circle, 27712
Building: 71,170 SF
Site area: 23 Acres
Capacity: 506
2005 ADM: 666



Project Summary:

- Interior refurbishment based on 20-year cycle
- Addition of 4 classrooms and 2 resource room with support areas
- Roof replacement
- Additional driveway loop
- Chiller and controls replacement
- Playground upgrades per district-wide assessment
- Freezer/Cooler unit replacement in Kitchen
- New technology infrastructure upgrade
- Intercom system upgrade
- Fire Alarm system upgrade

Program cost based on 2010 start date: \$8,329,262


Easley Elementary School

Durham Public Schools Capital Improvement Plan		Easley Elementary				313	
Category/Description	Campus Program Total		\$8,329,262.02		Comments	Exclude Line item	
	Lump Sum Est.	Area in Sq. Ft.	Cost/Sq. Ft.	06 Cost Estimate			
I A Facility Improvements:							
	New Construction	\$0.00	or 0	\$140.00	\$0.00		<input type="checkbox"/>
	Renovation	\$0.00	or 0	\$75.00	\$0.00		<input type="checkbox"/>
	Refurbish	\$0.00	or 71,170	\$25.00	\$1,779,250.00	20-yr. cycle (1989)	<input type="checkbox"/>
	Additions	\$0.00	or 5,800	\$200.00	\$1,160,000.00	Four classrooms with support space	<input type="checkbox"/>
	Civils / Site Improvements	\$350,000.00	or 0		\$350,000.00	Additional car stacking drive	<input type="checkbox"/>
	Landscaping / Irrigation	\$0.00	or 0		\$0.00		<input type="checkbox"/>
	Playgrounds	\$180,598.00	or 0		\$180,598.00	Per district assessment study	<input type="checkbox"/>
	Athletic Fields/Components	\$0.00	or 0		\$0.00		<input type="checkbox"/>
	Roof Replacement	\$0.00	or 71,170	\$12.00	\$854,040.00	Full building	<input type="checkbox"/>
	Hardware / Locks	\$0.00	or 0	\$2.75	\$0.00		<input type="checkbox"/>
	Electrical	\$0.00	or 0	\$6.00	\$0.00		<input type="checkbox"/>
	HVAC	\$450,000.00	or 0	\$18.00	\$450,000.00	Replacement of chiller, variable speed drives & controls	<input type="checkbox"/>
	Plumbing	\$0.00	or 0	\$3.00	\$0.00		<input type="checkbox"/>
	Structural	\$0.00	or 0		\$0.00		<input type="checkbox"/>
	Flooring	\$0.00	or 0	\$3.00	\$0.00		<input type="checkbox"/>
	Code Upgrades	\$0.00	or 0		\$0.00		<input type="checkbox"/>
	ADA / Life Safety Compliance	\$0.00	or 0		\$0.00		<input type="checkbox"/>
	Kitchen upgrade	\$225,000.00	or 0		\$225,000.00	Freezer/cooler replacement	<input type="checkbox"/>
	Asbestos Abatement	\$0.00	or 0		\$0.00		<input type="checkbox"/>
	Technology Systems/Components	\$0.00	or 71,170	\$2.25	\$160,132.50	Infrastructure upgrade	<input type="checkbox"/>
	Intercom	\$30,000.00	or		\$30,000.00	System upgrade	<input type="checkbox"/>
	Fire Alarm systems	\$75,000.00	or 0		\$75,000.00	System upgrade	<input type="checkbox"/>
	Security: Cameras & Alarms	\$20,000.00	or 0		\$20,000.00	Additional camera allotment	<input type="checkbox"/>
			or 0		\$0.00		<input type="checkbox"/>
	Sub Total				\$5,284,020.50		<input type="checkbox"/>
II B Support Costs							
	Prof/Pm/Support fees	0.20			\$1,056,804.10		<input type="checkbox"/>
	Survey/Testing	0.00			\$0.00		<input type="checkbox"/>
	Storage and Moving	0.00	71,170	\$0.76	\$54,089.20		<input type="checkbox"/>
	City Fees/County	0.00			\$0.00		<input type="checkbox"/>
	FF& E	0.09			\$496,697.93		<input type="checkbox"/>
	Land purchase	0.00			\$0.00		<input type="checkbox"/>
	Contingency	0.05			\$264,201.03		<input type="checkbox"/>
					\$0.00		<input type="checkbox"/>
		0.00			\$0.00		<input type="checkbox"/>
	Subtotal				\$1,871,792.25		<input type="checkbox"/>
	Inflation	0.1924			\$1,173,449.26	Inflation yr. 201C	<input type="checkbox"/>
	Program Total				\$8,329,262.02		<input type="checkbox"/>

“Long Range Facilities Plan”

Turning **Vision** into reality

Durham
Public
Schools



Eastway Elementary School

Address: 610 Alston Ave., 27701
Building: 78,000 SF – Built in 1995
Site area: 14.5 Acres
Capacity: 539
2005 ADM: 411



Project Summary:

- Interior refurbishment based on 20-year cycle
- Addition of 2 classrooms and support areas
- Additional parking and new asphalt overlay
- Playground upgrades per district-wide assessment
- HVAC controls upgrade
- New technology infrastructure upgrade
- Security camera allotment
- Repainting of interior based on 7-year implementation plan

Program cost based on 2014 start date: \$6,187,763


Eastway Elementary School

Durham Public Schools Capital Improvement Plan		Eastway Elementary				310	
Category/Description	Campus Program Total		\$6,187,763.80		Comments	Exclude Line item	
	Lump Sum Est.	Area in Sq. Ft.	Cost/Sq. Ft.	06 Cost Estimate			
I A. Facility Improvements:							
New Construction	\$0.00	or 0	\$140.00	\$0.00		<input type="checkbox"/>	
Renovation	\$0.00	or 0	\$75.00	\$0.00		<input type="checkbox"/>	
Refurbish	\$0.00	or 78,000	\$25.00	\$1,950,000.00	20-yr. cycle (1995)	<input type="checkbox"/>	
Additions	\$0.00	or 3,240	\$200.00	\$648,000.00	Two classrooms & support	<input type="checkbox"/>	
Civils / Site Improvements	\$375,000.00	or 0		\$375,000.00	Repair and overlay of existing asphalt	<input type="checkbox"/>	
Landscaping / Irrigation	\$0.00	or 0		\$0.00		<input type="checkbox"/>	
Playgrounds	\$65,079.00	or 0		\$65,079.00	Per district assessment study	<input type="checkbox"/>	
Athletic Fields/Components	\$0.00	or 0		\$0.00		<input type="checkbox"/>	
Roof Replacement	\$0.00	or 0	\$12.00	\$0.00		<input type="checkbox"/>	
Hardware / Locks	\$0.00	or 0	\$2.75	\$0.00		<input type="checkbox"/>	
Electrical	\$0.00	or 0	\$6.00	\$0.00		<input type="checkbox"/>	
HVAC	\$150,000.00	or 0	\$18.00	\$150,000.00	Controls upgrade	<input type="checkbox"/>	
Plumbing	\$0.00	or 0	\$3.00	\$0.00		<input type="checkbox"/>	
Structural	\$0.00	or 0		\$0.00		<input type="checkbox"/>	
Flooring	\$0.00	or 0	\$3.00	\$0.00		<input type="checkbox"/>	
Code Upgrades	\$0.00	or 0		\$0.00		<input type="checkbox"/>	
ADA / Life Safety Compliance	\$0.00	or 0		\$0.00		<input type="checkbox"/>	
Kitchen upgrade	\$0.00	or 0		\$0.00		<input type="checkbox"/>	
Asbestos Abatement	\$0.00	or 0		\$0.00		<input type="checkbox"/>	
Technology Systems/Components	\$0.00	or 78,000	\$2.25	\$175,500.00	Infrastructure upgrade	<input type="checkbox"/>	
Intercom	\$0.00	or 0		\$0.00	System upgrade	<input type="checkbox"/>	
Fire Alarm systems	\$0.00	or 0		\$0.00	System upgrade	<input type="checkbox"/>	
Security: Cameras & Alarms	\$20,000.00	or 0		\$20,000.00	Additional camera allotment	<input type="checkbox"/>	
Painting	\$0.00	or 78,000	\$1.75	\$136,500.00	7-yr. cycle	<input type="checkbox"/>	
Sub Total				\$3,520,079.00		<input type="checkbox"/>	
II B Support Costs							
Prof/Pm/Support fees	0.20			\$704,015.80		<input type="checkbox"/>	
Survey/Testing	0.00			\$0.00		<input type="checkbox"/>	
Storage and Moving	0.00	78,000	\$0.76	\$59,280.00		<input type="checkbox"/>	
City Fees/County	0.00			\$0.00		<input type="checkbox"/>	
FF& E	0.09			\$330,887.43		<input type="checkbox"/>	
Land purchase	0.00			\$0.00		<input type="checkbox"/>	
Contingency	0.05			\$176,003.95		<input type="checkbox"/>	
				\$0.00		<input type="checkbox"/>	
	0.00			\$0.00		<input type="checkbox"/>	
Subtotal				\$1,270,187.18		<input type="checkbox"/>	
Inflation	0.3420			\$1,397,497.63	Inflation yr. 2014	<input type="checkbox"/>	
Program Total				\$6,187,763.80		<input type="checkbox"/>	

“Long Range Facilities Plan”

Turning **Vision** into reality

Durham
Public
Schools



Eno Valley Elementary School

Address: 117 Milton Rd., 27712
Building: 88,550 SF – Built in 1977 & 93
Site area: 68 Acres
Capacity: 638
2005 ADM: 647



Project Summary:

- Renovation of 65,000 sq. ft. of classroom space
- Refurbishment of 23,550 sq. ft. of existing core space
- Playground upgrades per district-wide assessment
- 50,000 sq. ft. of roof replacement (1977)
- Exterior parking lot lighting enhancement
- Minor kitchen upgrade
- New technology infrastructure upgrade
- Security camera allotment
- Fire Alarm system upgrade

Program cost based on 2014 start date: \$11,874,913


Eno Valley Elementary School

Durham Public Schools Capital Improvement Plan		Eno Valley Elementary			315	
Category/Description	Campus Program Total		\$11,874,913.20		Comments	Exclude
	Lump Sum Est.	Area in Sq. Ft.	Cost/Sq. Ft.	06 Cost Estimate		Line item
I A. Facility Improvements:						
New Construction	\$0.00	or 0	\$140.00	\$0.00		<input type="checkbox"/>
Renovation	\$0.00	or 65,000	\$75.00	\$4,875,000.00	Older wings and areas	<input type="checkbox"/>
Refurbish	\$0.00	or 23,550	\$25.00	\$588,750.00	Newer wings and areas	<input type="checkbox"/>
Additions	\$0.00	or 0	\$150.00	\$0.00		<input type="checkbox"/>
Civils / Site Improvements	\$0.00	or 0		\$0.00		<input type="checkbox"/>
Landscaping / Irrigation	\$0.00	or 0		\$0.00		<input type="checkbox"/>
Playgrounds	\$208,318.00	or 0		\$208,318.00	Per district assessment study	<input type="checkbox"/>
Athletic Fields/Components	\$0.00	or 0		\$0.00		<input type="checkbox"/>
Roof Replacement	\$0.00	or 50,000	\$12.00	\$600,000.00	Replacement of old roof section	<input type="checkbox"/>
Hardware / Locks	\$0.00	or 0	\$2.75	\$0.00		<input type="checkbox"/>
Electrical	\$0.00	or 0	\$6.00	\$0.00		<input type="checkbox"/>
HVAC	\$0.00	or 0	\$18.00	\$0.00		<input type="checkbox"/>
Plumbing	\$0.00	or 0	\$3.00	\$0.00		<input type="checkbox"/>
Structural	\$0.00	or 0		\$0.00		<input type="checkbox"/>
Flooring	\$0.00	or 0	\$3.00	\$0.00		<input type="checkbox"/>
Code Upgrades	\$0.00	or 0		\$0.00		<input type="checkbox"/>
ADA / Life Safety Compliance	\$0.00	or 0		\$0.00		<input type="checkbox"/>
Kitchen upgrade	\$225,000.00	or 0		\$225,000.00	Refurbishment to updated standards	<input type="checkbox"/>
Asbestos Abatement	\$0.00	or 0		\$0.00		<input type="checkbox"/>
Technology Systems/Components	\$0.00	or 88,550	\$2.25	\$199,237.50	Infrastructure upgrade	<input type="checkbox"/>
Intercom	\$0.00	or 0		\$0.00	System upgrade	<input type="checkbox"/>
Fire Alarm systems	\$75,000.00	or 0		\$75,000.00	System upgrade	<input type="checkbox"/>
Security: Cameras & Alarms	\$20,000.00	or 0		\$20,000.00	Additional camera allotment	<input type="checkbox"/>
	\$0.00	or 0		\$0.00		<input type="checkbox"/>
Sub Total				\$6,791,305.50		<input type="checkbox"/>
II. B Support Costs						
Prof/Pm/Support fees	0.20			\$1,358,261.10		<input type="checkbox"/>
Survey/Testing	0.00			\$0.00		<input type="checkbox"/>
Storage and Moving	0.00	88,550	\$0.76	\$67,298.00		<input type="checkbox"/>
City Fees/County	0.00			\$0.00		<input type="checkbox"/>
FF& E	0.09			\$638,382.72		<input type="checkbox"/>
Land purchase	0.00			\$0.00		<input type="checkbox"/>
Contingency	0.05			\$339,565.28		<input type="checkbox"/>
				\$0.00		<input type="checkbox"/>
	0.00			\$0.00		<input type="checkbox"/>
Subtotal				\$2,403,507.09		<input type="checkbox"/>
Inflation	0.3420			\$2,680,100.61	Inflation yr. 2014	<input type="checkbox"/>
Program Total				\$11,874,913.20		<input type="checkbox"/>

“Long Range Facilities Plan”

Turning **Vision** into reality

Durham
Public
Schools



Fayetteville Street Elementary School

Address: 2905 Fayetteville St., 27707
Building: 53,486 SF – built in 1959, 60 & 61
Site area: 7.9 Acres
Capacity: 265
2005 ADM: 331



Project Summary:

Renovated through 2003 Bond

Repainting of interior based on 7-year cycle (+)

Playground equipment upgrades through city’s joint-use park

Program cost based on 2018 start date: \$208,152


Fayetteville Street Elementary School

Durham Public Schools Capital Improvement Plan		Fayetteville Street Elementary			344		
Category/Description	Campus Program Total		\$208,152.00			Comments	Exclude
	Lump Sum Est.	Area in Sq. Ft.	Cost/Sq. Ft.	06 Cost Estimate	Line item		
I A. Facility Improvements:							
	New Construction	\$0.00	or	0	\$140.00	\$0.00	
	Renovation	\$0.00	or	0	\$75.00	\$0.00	Expanded/renovated in 2003 Bond
	Refurbish	\$0.00	or	0	\$25.00	\$0.00	
	Additions	\$0.00	or	0	\$150.00	\$0.00	
	Civils / Site Improvements	\$0.00	or	0		\$0.00	
	Landscaping / Irrigation	\$0.00	or	0		\$0.00	
	Playgrounds	\$0.00	or	0		\$0.00	
	Athletic Fields/Components	\$0.00	or	0		\$0.00	
	Roof Replacement	\$0.00	or	0	\$12.00	\$0.00	
	Hardware / Locks	\$0.00	or	0	\$2.75	\$0.00	
	Electrical	\$0.00	or	0	\$6.00	\$0.00	
	HVAC	\$0.00	or	0	\$18.00	\$0.00	
	Plumbing	\$0.00	or	0	\$3.00	\$0.00	
	Structural	\$0.00	or	0		\$0.00	
	Flooring	\$0.00	or	0	\$3.00	\$0.00	
	Code Upgrades	\$0.00	or	0		\$0.00	
	ADA / Life Safety Compliance	\$0.00	or	0		\$0.00	
	Kitchen upgrade	\$0.00	or	0		\$0.00	
	Asbestos Abatement	\$0.00	or	0		\$0.00	
	Technology Systems/Components	\$0.00	or	0	\$2.25	\$0.00	
	Intercom	\$0.00	or			\$0.00	
	Fire Alarm systems	\$0.00	or	0		\$0.00	
	Security: Cameras & Alarms	\$0.00	or	0		\$0.00	
	Painting / PM	\$0.00	or	75,000	\$1.75	\$131,250.00	7-yr. cycle +
	Sub Total					\$131,250.00	
II B Support Costs							
	Prof/Pm/Support fees	0.00				\$0.00	
	Survey/Testing	0.00				\$0.00	
	Storage and Moving	0.00			\$0.76	\$0.00	
	City Fees/County	0.00				\$0.00	
	FF& E	0.00				\$0.00	
	Land purchase	0.00				\$0.00	
	Contingency	0.05				\$6,562.50	
						\$0.00	
		0.00				\$0.00	
	Subtotal					\$6,562.50	
	Inflation	0.5104				\$70,339.50	Inflation yr. 2018
	Program Total					\$208,152.00	

“Long Range Facilities Plan”

Turning **Vision** into reality

Durham
Public
Schools



Forest View Elementary School

Address: 3007 Mt. Sinai Rd., 27705
Building: 85,890 SF – Built in 1993
Site area: 21.8 Acres
Capacity: 544
2005 ADM: 642



Project Summary:

- Interior refurbishment based on 20-year cycle
- Addition of 4 classrooms and 2 resource room with support
- Drive and parking lot repaving
- Site drainage systems
- Playground upgrades per district-wide assessment
- Replace Chiller/Tower/VSD/Controls
- Technology infrastructure upgrade
- Security camera allotment
- Fire Alarm system upgrade

Program cost based on 2015 start date: \$11,031,434


Forest View Elementary School

Durham Public Schools Capital Improvement Plan		Forest View Elementary				332	
Category/Description	Campus Program Total		\$11,031,434.04		Comments	Exclude Line item	
	Lump Sum Est.	Area in Sq. Ft.	Cost/Sq. Ft.	06 Cost Estimate			
I A. Facility Improvements:							
	New Construction	\$0.00	or 0	\$140.00	\$0.00		
	Renovation	\$0.00	or 0	\$75.00	\$0.00		
	Refurbish	\$0.00	or 85,890	\$25.00	\$2,147,250.00	20-yr. cycle (1993)	
	Additions	\$0.00	or 8,000	\$200.00	\$1,600,000.00	4 classrooms with support space	
	Civils / Site Improvements	\$325,000.00	or 0		\$325,000.00	Repair and overlay of existing asphalt	
	Landscaping / Irrigation	\$25,000.00	or 0		\$25,000.00	Site drainage repair	
	Playgrounds	\$246,033.00	or 0		\$246,033.00	Per district assessment study	
	Athletic Fields/Components	\$0.00	or 0		\$0.00		
	Roof Replacement	\$0.00	or 85,890	\$12.00	\$1,030,680.00	Roof replacement (needed in 2009)	
	Hardware / Locks	\$0.00	or 0	\$2.75	\$0.00		
	Electrical	\$0.00	or 0	\$6.00	\$0.00		
	HVAC	\$450,000.00	or 0	\$18.00	\$450,000.00	Replace Chiller/Towers/VSD/Controls	
	Plumbing	\$0.00	or 0	\$3.00	\$0.00		
	Structural	\$0.00	or 0		\$0.00		
	Flooring	\$0.00	or 0	\$3.00	\$0.00		
	Code Upgrades	\$0.00	or 0		\$0.00		
	ADA / Life Safety Compliance	\$0.00	or 0		\$0.00		
	Kitchen upgrade	\$0.00	or 0		\$0.00		
	Asbestos Abatement	\$0.00	or 0		\$0.00		
	Technology Systems/Components	\$0.00	or 85,830	\$2.25	\$193,117.50	Infrastructure upgrade	
	Intercom	\$30,000.00	or 0		\$30,000.00	System upgrade	
	Fire Alarm systems	\$75,000.00	or 0		\$75,000.00	System upgrade	
	Security: Cameras & Alarms	\$20,000.00	or 0		\$20,000.00	Additional camera allotment	
			or 0		\$0.00		
	Sub Total				\$6,142,080.50		
II B Support Costs							
	Prof/Pm/Support fees	0.20			\$1,228,416.10		
	Survey/Testing	0.00			\$0.00		
	Storage and Moving	0.00	85,890	\$0.76	\$65,276.40		
	City Fees/County	0.00			\$0.00		
	FF& E	0.09			\$577,355.57		
	Land purchase	0.00			\$0.00		
	Contingency	0.05			\$307,104.03		
					\$0.00		
		0.00			\$0.00		
	Subtotal				\$2,178,152.09		
	Inflation	0.3823			\$2,711,201.44	Inflation yr. 2015	
	Program Total				\$11,031,434.04		

“Long Range Facilities Plan”

Turning **Vision** into reality

Durham
Public
Schools



Glenn Elementary School

Address: 2415 E. Geer St., 27704
Building: 80,300 SF – Built in 1981 & 93
Site area: 31.64 Acres
Capacity: 544
2005 ADM: 729



Project Summary:

- Interior refurbishment based on 20-year cycle
- Addition of 4 classrooms with support areas
- Asphalt overlay and repairs to parking lot
- Site drainage systems
- Playground upgrades per district-wide assessment
- 7,700 sq. ft. roof replacement (2009)
- Replace Chiller/Tower/VSD/Controls
- New technology infrastructure upgrade
- Intercom upgrade
- Security camera allotment

Program cost based on 2010 start date: \$7,739,609


Glenn Elementary School

Durham Public Schools Capital Improvement Plan		Glenn Elementary				320	
Category/Description	Campus Program Total		\$7,739,608.77		Comments	Exclude Line item	
	Lump Sum Est.	Area in Sq. Ft.	Cost/Sq. Ft.	06 Cost Estimate			
I A Facility Improvements:							
	New Construction	\$0.00	or 0	\$140.00	\$0.00		<input type="checkbox"/>
	Renovation	\$0.00	or 0	\$75.00	\$0.00		<input type="checkbox"/>
	Refurbish	\$0.00	or 80,300	\$25.00	\$2,007,500.00	20-yr. cycle (1981,93)	<input type="checkbox"/>
	Additions	\$0.00	or 8,500	\$200.00	\$1,700,000.00	4 Classrooms with support space	<input type="checkbox"/>
	Civils / Site Improvements	\$275,000.00	or 0		\$275,000.00	Repair and overlay of existing asphalt	<input type="checkbox"/>
	Landscaping / Irrigation	\$25,000.00	or 0		\$25,000.00	Site drainage systems	<input type="checkbox"/>
	Playgrounds	\$121,165.00	or 0		\$121,165.00	Per district assessment study	<input type="checkbox"/>
	Athletic Fields/Components	\$0.00	or 0		\$0.00		<input type="checkbox"/>
	Roof Replacement	\$0.00	or 7,700	\$12.00	\$92,400.00	Roof Replacement (2009)	<input type="checkbox"/>
	Hardware / Locks	\$0.00	or 0	\$2.75	\$0.00		<input type="checkbox"/>
	Electrical	\$0.00	or 0	\$6.00	\$0.00		<input type="checkbox"/>
	HVAC	\$450,000.00	or 0	\$18.00	\$450,000.00	HVAC controls/ VSD/Chiller replacement	<input type="checkbox"/>
	Plumbing	\$0.00	or 0	\$3.00	\$0.00		<input type="checkbox"/>
	Structural	\$0.00	or 0		\$0.00		<input type="checkbox"/>
	Flooring	\$0.00	or 0	\$3.00	\$0.00		<input type="checkbox"/>
	Code Upgrades	\$0.00	or 0		\$0.00		<input type="checkbox"/>
	ADA / Life Safety Compliance	\$0.00	or 0		\$0.00		<input type="checkbox"/>
	Kitchen upgrade	\$0.00	or 0		\$0.00		<input type="checkbox"/>
	Asbestos Abatement	\$0.00	or 0		\$0.00		<input type="checkbox"/>
	Technology Systems/Components	\$0.00	or 80,300	\$2.25	\$180,675.00	Infrastructure upgrade	<input type="checkbox"/>
	Intercom	\$30,000.00	or 0		\$30,000.00	System upgrade	<input type="checkbox"/>
	Fire Alarm systems	\$0.00	or 0		\$0.00	System upgrade	<input type="checkbox"/>
	Security: Cameras & Alarms	\$20,000.00	or 0		\$20,000.00	Additional camera allotment	<input type="checkbox"/>
		\$0.00	or 0		\$0.00		<input type="checkbox"/>
	Sub Total				\$4,901,740.00		<input type="checkbox"/>
II B Support Costs							
	Prof/Pm/Support fees	0.20			\$980,348.00		<input type="checkbox"/>
	Survey/Testing	0.00			\$0.00		<input type="checkbox"/>
	Storage and Moving	0.00	80,300	\$0.76	\$61,028.00		<input type="checkbox"/>
	City Fees/County	0.00			\$0.00		<input type="checkbox"/>
	FF& E	0.09			\$460,763.56		<input type="checkbox"/>
	Land purchase	0.00			\$0.00		<input type="checkbox"/>
	Contingency	0.05			\$245,087.00		<input type="checkbox"/>
					\$0.00		<input type="checkbox"/>
		0.00			\$0.00		<input type="checkbox"/>
	Subtotal				\$1,747,226.56		<input type="checkbox"/>
	Inflation	0.1924			\$1,090,642.21	Inflation yr. 201C	<input type="checkbox"/>
	Program Total				\$7,739,608.77		<input type="checkbox"/>

“Long Range Facilities Plan”

Turning **Vision** into reality

Durham
Public
Schools



R. N. Harris Elementary School

Address: 1520 Cooper St., 27703
Building: 69,544 SF – Built in 1968 & 2003
Site area: 20.02 Acres
Capacity:
2005 ADM: 320



Project Summary:

Renovate 38,644 sq. ft. of existing space based on 20-year cycle

Bus loop overlay

Front drive irrigation

ADA compliance upgrade on restrooms and exterior doors/hardware

Playground upgrades per district-wide assessment

Asbestos abatement

New technology infrastructure upgrade

Security camera allotment; Fire Alarm upgrade

HVAC upgrade in older wings

Window replacement in older building

Program cost based on 2010 start date: \$7,776,530


R. N. Harris Elementary School

Durham Public Schools Capital Improvement Plan		R. N. Harris Elementary			367		
Category/Description	Campus Program Total		\$7,776,529.51		Comments	Exclude Line item	
	Lump Sum Est.	Area in Sq. Ft.	Cost/Sq. Ft.	06 Cost Estimate			
I A. Facility Improvements:							
	New Construction	\$0.00	or 0	\$140.00	\$0.00		<input type="checkbox"/>
	Renovation	\$0.00	or 38,644	\$75.00	\$2,898,300.00	20-yr. cycle (1968) older building	<input type="checkbox"/>
	Refurbish	\$0.00	or 0	\$25.00	\$0.00		<input type="checkbox"/>
	Additions	\$0.00	or 0	\$150.00	\$0.00		<input type="checkbox"/>
	Civils / Site Improvements	\$75,000.00	or 0		\$75,000.00	Repave bus loop	<input type="checkbox"/>
	Landscaping / Irrigation	\$30,000.00	or 0		\$30,000.00	Front drive irrigation	<input type="checkbox"/>
	Playgrounds	\$100,231.00	or 0		\$100,231.00	Per district assessment study	<input type="checkbox"/>
	Athletic Fields/Components	\$0.00	or 0		\$0.00		<input type="checkbox"/>
	Roof Replacement	\$0.00	or 0	\$12.00	\$0.00		<input type="checkbox"/>
	Hardware / Locks	\$75,000.00	or 0	\$2.75	\$75,000.00	Exterior door and hardware upgrade	<input type="checkbox"/>
	Electrical	\$0.00	or 0	\$6.00	\$0.00		<input type="checkbox"/>
	HVAC	\$0.00	or 38,000	\$18.00	\$684,000.00	HVAC upgrade in older wing	<input type="checkbox"/>
	Plumbing	\$0.00	or 0	\$3.00	\$0.00		<input type="checkbox"/>
	Structural	\$0.00	or 0		\$0.00		<input type="checkbox"/>
	Flooring	\$0.00	or 0	\$3.00	\$0.00		<input type="checkbox"/>
	Code Upgrades	\$0.00	or 0		\$0.00		<input type="checkbox"/>
	ADA / Life Safety Compliance	\$100,000.00	or 0		\$100,000.00	Restroom upgrade	<input type="checkbox"/>
	Kitchen upgrade	\$0.00	or 0		\$0.00		<input type="checkbox"/>
	Asbestos Abatement	\$100,000.00	or 0		\$100,000.00	Flooring	<input type="checkbox"/>
	Technology Systems/Components	\$0.00	or 38,644	\$2.25	\$86,949.00	Infrastructure upgrade	<input type="checkbox"/>
	Intercom	\$30,000.00	or 0		\$30,000.00	System upgrade	<input type="checkbox"/>
	Fire Alarm systems	\$75,000.00	or 0		\$75,000.00	System upgrade	<input type="checkbox"/>
	Security: Cameras & Alarms	\$20,000.00	or 0		\$20,000.00	Additional camera allotment	<input type="checkbox"/>
	Window replacement	\$675,000.00	or 0		\$675,000.00	Older building	<input type="checkbox"/>
	Sub Total				\$4,949,480.00		<input type="checkbox"/>
II B Support Costs							
	Prof/Pm/Support fees	0.20			\$989,896.00		<input type="checkbox"/>
	Survey/Testing	0.00			\$0.00		<input type="checkbox"/>
	Storage and Moving	0.00	38,644	\$0.76	\$29,369.44		<input type="checkbox"/>
	City Fees/County	0.00			\$0.00		<input type="checkbox"/>
	FF& E	0.09			\$465,251.12		<input type="checkbox"/>
	Land purchase	0.00			\$0.00		<input type="checkbox"/>
	Contingency	0.05			\$247,474.00		<input type="checkbox"/>
					\$0.00		<input type="checkbox"/>
		0.00			\$0.00		<input type="checkbox"/>
	Subtotal				\$1,731,990.56		<input type="checkbox"/>
	Inflation	0.1924			\$1,095,058.95	Inflation yr. 201C	<input type="checkbox"/>
	Program Total				\$7,776,529.51		<input type="checkbox"/>

“Long Range Facilities Plan”

Turning **Vision** into reality

Durham
Public
Schools



Hillandale Elementary School

Address: 2730 Hillandale Rd., 27705
Building: 85,890 SF – Built in 1993
Site area: 39.5 Acres
Capacity: 669
2005 ADM: 743



Project Summary:

- Interior refurbish based on 20-year cycle
- Addition of 4 classrooms with support space
- Parking lot repair and overlay
- Playground upgrades per district-wide assessment
- HVAC/Chiller replacement
- Kitchen upgrade
- New technology infrastructure upgrade
- Security camera allotment
- Intercom upgrade

Program cost based on 2015 start date: \$9,466,465


Hillandale Elementary School

Durham Public Schools Capital Improvement Plan		Hillandale Elementary			324		
Category/Description	Campus Program Total		\$9,466,465.35		Comments	Exclude	
	Lump Sum Est.	Area in Sq. Ft.	Cost/Sq. Ft.	06 Cost Estimate		Line item	
I A. Facility Improvements:							
	New Construction	\$0.00	or	0	\$140.00	\$0.00	
	Renovation	\$0.00	or	0	\$75.00	\$0.00	
	Refurbish	\$0.00	or	85,890	\$25.00	\$2,147,250.00	20-yr. cycle (1993)
	Additions	\$0.00	or	8,000	\$200.00	\$1,600,000.00	4 classrooms with support space
	Civils / Site Improvements	\$300,000.00	or	0		\$300,000.00	Repair and overlay of existing asphalt
	Landscaping / Irrigation	\$0.00	or	0		\$0.00	
	Playgrounds	\$298,049.00	or	0		\$298,049.00	Per district assessment study
	Athletic Fields/Components	\$0.00	or	0		\$0.00	
	Roof Replacement	\$0.00	or	0	\$12.00	\$0.00	
	Hardware / Locks	\$0.00	or	0	\$2.75	\$0.00	
	Electrical	\$0.00	or	0	\$6.00	\$0.00	
	HVAC	\$450,000.00	or	0	\$18.00	\$450,000.00	Chiller and controls
	Plumbing	\$0.00	or	0	\$3.00	\$0.00	
	Structural	\$0.00	or	0		\$0.00	
	Flooring	\$0.00	or	0	\$3.00	\$0.00	
	Code Upgrades	\$0.00	or	0		\$0.00	
	ADA / Life Safety Compliance	\$0.00	or	0		\$0.00	
	Kitchen upgrade	\$225,000.00	or	0		\$225,000.00	Cooler/freezer replacement
	Asbestos Abatement	\$0.00	or	0		\$0.00	
	Technology Systems/Components	\$0.00	or	85,890	\$2.25	\$193,252.50	Infrastructure upgrade
	Intercom	\$30,000.00	or			\$30,000.00	System upgrade
	Fire Alarm systems	\$0.00	or	0		\$0.00	System upgrade
	Security: Cameras & Alarms	\$20,000.00	or	0		\$20,000.00	Additional camera allotment
		\$0.00	or	0		\$0.00	
	Sub Total					\$5,263,551.50	
II B Support Costs							
	Prof/Pm/Support fees	0.20				\$1,052,710.30	
	Survey/Testing	0.00				\$0.00	
	Storage and Moving	0.00		85,890	\$0.76	\$65,276.40	
	City Fees/County	0.00				\$0.00	
	FF& E	0.09				\$494,773.84	
	Land purchase	0.00				\$0.00	
	Contingency	0.05				\$263,177.58	
						\$0.00	
		0.00				\$0.00	
	Subtotal					\$1,875,938.12	
	Inflation	0.3823				\$2,326,975.73	Inflation yr. 2015
	Program Total					\$9,466,465.35	

“Long Range Facilities Plan”

Turning **Vision** into reality

Durham
Public
Schools



Holt Elementary School

Address: 4019 Holt School Rd., 27704
Building: 98,208 SF – built in 1958, 84 & 92
Site area: 29.9 Acres
Capacity: 585
2005 ADM: 631



Project Summary:

Interior refurbishment based on 20-year cycle

Parking lot repair and overlay

Playground upgrades per district-wide assessment

Replace Chiller/Tower/VSD/Controls

Window replacement in one wing

Asbestos abatement

New technology infrastructure upgrade

Security camera allotment

Fire Alarm system upgrade

Intercom replacement

Program cost based on 2017 start date: \$8,835,959


Holt Elementary School

Durham Public Schools Capital Improvement Plan		Holt Elementary				328	
Category/Description	Campus Program Total		\$8,835,959.43		Comments	Exclude Line item	
	Lump Sum Est.	Area in Sq. Ft.	Cost/Sq. Ft.	06 Cost Estimate			
I A. Facility Improvements:							
	New Construction	\$0.00	or 0	\$140.00	\$0.00		<input type="checkbox"/>
	Renovation	\$0.00	or 0	\$75.00	\$0.00		<input type="checkbox"/>
	Refurbish	\$0.00	or 98,208	\$25.00	\$2,455,200.00	20-yr. cycle (1958,84,92)	<input type="checkbox"/>
	Additions	\$0.00	or 0	\$150.00	\$0.00		<input type="checkbox"/>
	Civils / Site Improvements	\$200,000.00	or 0		\$200,000.00	Repair and overlay of existing asphalt	<input type="checkbox"/>
	Landscaping / Irrigation	\$0.00	or 0		\$0.00		<input type="checkbox"/>
	Playgrounds	\$48,877.00	or 0		\$48,877.00	Per district assessment study	<input type="checkbox"/>
	Athletic Fields/Components	\$0.00	or 0		\$0.00		<input type="checkbox"/>
	Roof Replacement	\$0.00	or 0	\$12.00	\$0.00		<input type="checkbox"/>
	Hardware / Locks	\$0.00	or 0	\$2.75	\$0.00		<input type="checkbox"/>
	Electrical	\$0.00	or 0	\$6.00	\$0.00		<input type="checkbox"/>
	HVAC	\$0.00	or 98,208	\$18.00	\$1,767,744.00	Replace chiller/tower and controls	<input type="checkbox"/>
	Plumbing	\$0.00	or 0	\$3.00	\$0.00		<input type="checkbox"/>
	Structural	\$0.00	or 0		\$0.00		<input type="checkbox"/>
	Flooring	\$0.00	or 0	\$3.00	\$0.00		<input type="checkbox"/>
	Code Upgrades	\$0.00	or 0		\$0.00		<input type="checkbox"/>
	ADA / Life Safety Compliance	\$0.00	or 0		\$0.00		<input type="checkbox"/>
	Kitchen upgrade	\$0.00	or 0		\$0.00		<input type="checkbox"/>
	Asbestos Abatement	\$10,000.00	or 0		\$10,000.00	Flooring	<input type="checkbox"/>
	Technology Systems/Components	\$0.00	or 38,208	\$2.25	\$85,968.00	Infrastructure upgrade	<input type="checkbox"/>
	Intercom	\$30,000.00	or 0		\$30,000.00	System upgrade	<input type="checkbox"/>
	Fire Alarm systems	\$0.00	or 0		\$0.00	System upgrade	<input type="checkbox"/>
	Security: Cameras & Alarms	\$20,000.00	or 0		\$20,000.00	Additional camera allotment	<input type="checkbox"/>
	Window replacement	\$30,000.00	or 0		\$30,000.00	Window replacement in older win	<input type="checkbox"/>
	Sub Total				\$4,647,789.00		<input type="checkbox"/>
II B Support Costs							
	Prof/Pm/Support fees	0.20			\$929,557.80		<input type="checkbox"/>
	Survey/Testing	0.00			\$0.00		<input type="checkbox"/>
	Storage and Moving	0.00	98,208	\$0.76	\$74,638.08		<input type="checkbox"/>
	City Fees/County	0.00			\$0.00		<input type="checkbox"/>
	FF& E	0.09			\$436,892.17		<input type="checkbox"/>
	Land purchase	0.00			\$0.00		<input type="checkbox"/>
	Contingency	0.05			\$232,389.45		<input type="checkbox"/>
					\$0.00		<input type="checkbox"/>
		0.00			\$0.00		<input type="checkbox"/>
	Subtotal				\$1,673,477.50		<input type="checkbox"/>
	Inflation	0.4664			\$2,514,692.94	Inflation yr. 2017	<input type="checkbox"/>
	Program Total				\$8,835,959.43		<input type="checkbox"/>

“Long Range Facilities Plan”

Turning **Vision** into reality

Durham
Public
Schools



Hope Valley Elementary School

Address: 3005 Dixon Rd., 27707
Building: 79,228 SF – built in 1967 & 99
Site area: 16.6 Acres
Capacity: 585
2005 ADM: 786



Project Summary:

- Addition of 4 classrooms and 2 resource rooms with support areas**
- Asphalt overlay and drainage repairs in parking lot**
- Playground upgrade based on 2005 survey report**
- Replace all locking mechanism and some doors**
- Minor kitchen upgrade**
- Technology infrastructure upgrade**
- Security camera allotment**
- Fire alarm upgrade**
- Intercom replacement**

Program cost based on 2010 start date: \$3,755,118


Hope Valley Elementary School

Durham Public Schools Capital Improvement Plan		Hope Valley Elementary			327	
Category/Description	Campus Program Total		\$3,755,117.66		Comments	Exclude Line item
	Lump Sum Est.	Area in Sq. Ft.	Cost/Sq. Ft.	06 Cost Estimate		
I A Facility Improvements:						
	New Construction	\$0.00	or 0	\$140.00	\$0.00	
	Renovation	\$0.00	or 0	\$75.00	\$0.00	
	Refurbish	\$0.00	or 0	\$25.00	\$0.00	
	Additions	\$0.00	or 8,000	\$200.00	\$1,600,000.00	4 classrooms with support space
	Civils / Site Improvements	\$280,000.00	or 0		\$280,000.00	Repair and overlay of existing asphalt
	Landscaping / Irrigation	\$0.00	or 0		\$0.00	Site drainage systems
	Playgrounds	\$235,425.00	or 0		\$235,425.00	Per district assessment study
	Athletic Fields/Components	\$0.00	or 0		\$0.00	
	Roof Replacement	\$0.00	or 0	\$12.00	\$0.00	
	Hardware / Locks	\$0.00	or 40,000	\$2.75	\$110,000.00	Replace all locks and some doors per code
	Electrical	\$0.00	or 0	\$6.00	\$0.00	
	HVAC	\$0.00	or 0	\$18.00	\$0.00	
	Plumbing	\$0.00	or 0	\$3.00	\$0.00	
	Structural	\$0.00	or 0		\$0.00	
	Flooring	\$0.00	or 0	\$3.00	\$0.00	
	Code Upgrades	\$0.00	or 0		\$0.00	
	ADA / Life Safety Compliance	\$0.00	or 0		\$0.00	
	Kitchen upgrade	\$94,730.00	or 0		\$94,730.00	Update cooking and serving area
	Asbestos Abatement	\$0.00	or 0		\$0.00	
	Technology Systems/Components	\$0.00	or 40,000	\$2.25	\$90,000.00	Infrastructure upgrade
	Intercom	\$30,000.00	or		\$30,000.00	System upgrade
	Fire Alarm systems	\$0.00	or 0		\$0.00	System upgrade
	Security: Cameras & Alarms	\$20,000.00	or 0		\$20,000.00	Additional camera allotment
			or 0		\$0.00	
	Sub Total				\$2,460,155.00	
II B Support Costs						
	Prof/Pm/Support fees	0.20			\$492,031.00	
	Survey/Testing	0.00			\$0.00	
	Storage and Moving	0.00	40,000	\$0.76	\$30,400.00	
	City Fees/County	0.00			\$0.00	
	FF& E	0.05			\$123,007.75	
	Land purchase	0.00			\$0.00	
	Contingency	0.05			\$123,007.75	
					\$0.00	
		0.00			\$0.00	
	Subtotal				\$768,446.50	
	Inflation	0.1924			\$526,516.16	Inflation yr. 2010
	Program Total				\$3,755,117.66	

“Long Range Facilities Plan”

Turning **Vision** into reality

Durham
Public
Schools



Lakewood Elementary School

Address: 2520 Vesson Ave., 27707
Building: 59,544 SF – Built in 1962, 63, 64 & 2003
Site area: 10.98 Acres
Capacity: 326
2005 ADM: 250



Project Summary:

- Playground upgrades per district-wide assessment
- Roof replacement on original building
- HVAC controls upgrade
- Cooler and freezer upgrade
- Technology infrastructure upgrade
- Security camera allotment

Program cost based on 2017 start date: \$2,014,447


Lakewood Elementary School

Durham Public Schools Capital Improvement Plan		Lakewood Elementary				339	
Category/Description	Campus Program Total		\$2,014,447.11		Comments	Exclude Line item	
	Lump Sum Est.	Area in Sq. Ft.	Cost/Sq. Ft.	06 Cost Estimate			
I A. Facility Improvements:							
	New Construction	\$0.00	or 0	\$140.00	\$0.00		<input type="checkbox"/>
	Renovation	\$0.00	or 0	\$75.00	\$0.00		<input type="checkbox"/>
	Refurbish	\$0.00	or 0	\$25.00	\$0.00		<input type="checkbox"/>
	Additions	\$0.00	or 0	\$150.00	\$0.00		<input type="checkbox"/>
	Civils / Site Improvements	\$0.00	or 0		\$0.00		<input type="checkbox"/>
	Landscaping / Irrigation	\$0.00	or 0		\$0.00		<input type="checkbox"/>
	Playgrounds	\$125,656.00	or 0		\$125,656.00	Per district assessment study	<input type="checkbox"/>
	Athletic Fields/Components	\$0.00	or 0		\$0.00		<input type="checkbox"/>
	Roof Replacement	\$0.00	or 37,000	\$12.00	\$444,000.00	Roof replacement schedule (needed 2008)	<input type="checkbox"/>
	Hardware / Locks	\$0.00	or 0	\$2.75	\$0.00		<input type="checkbox"/>
	Electrical	\$0.00	or 0	\$6.00	\$0.00		<input type="checkbox"/>
	HVAC	\$150,000.00	or 0	\$18.00	\$150,000.00	Controls upgrade	<input type="checkbox"/>
	Plumbing	\$0.00	or 0	\$3.00	\$0.00		<input type="checkbox"/>
	Structural	\$0.00	or 0		\$0.00		<input type="checkbox"/>
	Flooring	\$0.00	or 0	\$3.00	\$0.00		<input type="checkbox"/>
	Code Upgrades	\$0.00	or 0		\$0.00		<input type="checkbox"/>
	ADA / Life Safety Compliance	\$0.00	or 0		\$0.00		<input type="checkbox"/>
	Kitchen upgrade	\$150,000.00	or 0		\$150,000.00	Cooler/freezer upgrade	<input type="checkbox"/>
	Asbestos Abatement	\$0.00	or 0		\$0.00		<input type="checkbox"/>
	Technology Systems/Components	\$100,000.00	or 37,000	\$2.25	\$183,250.00	Infrastructure upgrade	<input type="checkbox"/>
	Intercom		or		\$0.00	System upgrade	<input type="checkbox"/>
	Fire Alarm systems	\$0.00	or 0		\$0.00	System upgrade	<input type="checkbox"/>
	Security: Cameras & Alarms	\$20,000.00	or 0		\$20,000.00	Additional camera allotment	<input type="checkbox"/>
			or 0		\$0.00		<input type="checkbox"/>
	Sub Total				\$1,072,906.00		<input type="checkbox"/>
II B Support Costs							
	Prof/Pm/Support fees	0.20			\$214,581.20		<input type="checkbox"/>
	Survey/Testing	0.00			\$0.00		<input type="checkbox"/>
	Storage and Moving	0.00	0	\$0.76	\$0.00		<input type="checkbox"/>
	City Fees/County	0.00			\$0.00		<input type="checkbox"/>
	FF& E	0.09			\$100,853.16		<input type="checkbox"/>
	Land purchase	0.00			\$0.00		<input type="checkbox"/>
	Contingency	0.05			\$53,645.30		<input type="checkbox"/>
					\$0.00		<input type="checkbox"/>
		0.00			\$0.00		<input type="checkbox"/>
	Subtotal				\$369,079.66		<input type="checkbox"/>
	Inflation	0.4664			\$572,461.44	Inflation yr. 2017	<input type="checkbox"/>
	Program Total				\$2,014,447.11		<input type="checkbox"/>

“Long Range Facilities Plan”

Turning **Vision** into reality

Durham
Public
Schools



Little River Elementary School

Address: 2315 Snow Hill Rd., 27712
Building: 83,620 SF – Built in 1993
Site area: 27.4 Acres
Capacity: 663
2005 ADM: 610



Project Summary:

- Interior refurbishment based on 20-year cycle
- Reconfigure and repave all of the asphalt parking/drive area
- Playground upgrades per district-wide assessment
- Roof replacement
- Chiller/VSD and control replacement
- Freezer/cooler upgrade in kitchen
- Technology infrastructure upgrade
- Security camera allotment
- Intercom and fire alarm replacement
- Reshape playfield facilities and replace fencing/access

Program cost based on 2015 start date: \$9,033,601


Little River Elementary School

Durham Public Schools Capital Improvement Plan		Little River Elementary			340		
Category/Description	Campus Program Total		\$9,033,601.48		Comments	Exclude Line item	
	Lump Sum Est.	Area in Sq. Ft.	Cost/Sq. Ft.	06 Cost Estimate			
I A. Facility Improvements:							
	New Construction	\$0.00	or 0	\$140.00	\$0.00		<input type="checkbox"/>
	Renovation	\$0.00	or 0	\$75.00	\$0.00		<input type="checkbox"/>
	Refurbish	\$200,000.00	or 83,620	\$25.00	\$2,290,500.00	20-yr. cycle (1993)	<input type="checkbox"/>
	Additions	\$0.00	or 0	\$150.00	\$0.00		<input type="checkbox"/>
	Civils / Site Improvements	\$500,000.00	or 0		\$500,000.00	Reconfigure and repave all asphalt areas	<input type="checkbox"/>
	Landscaping / Irrigation	\$0.00	or 0		\$0.00		<input type="checkbox"/>
	Playgrounds	\$116,033.00	or 0		\$116,033.00	Per district assessment study	<input type="checkbox"/>
	Athletic Fields/Components	\$0.00	or 0		\$250,000.00	Field access, fencing, regrading	<input type="checkbox"/>
	Roof Replacement	\$0.00	or 83,620	\$12.00	\$1,003,440.00	Replacement schedule (needed 2013)	<input type="checkbox"/>
	Hardware / Locks	\$0.00	or 0	\$2.75	\$0.00		<input type="checkbox"/>
	Electrical	\$0.00	or 20,000	\$6.00	\$120,000.00	Increase exterior lighting	<input type="checkbox"/>
	HVAC	\$450,000.00	or 0	\$18.00	\$450,000.00	Replace controls & chiller	<input type="checkbox"/>
	Plumbing	\$0.00	or 0	\$3.00	\$0.00		<input type="checkbox"/>
	Structural	\$0.00	or 0		\$0.00		<input type="checkbox"/>
	Flooring	\$0.00	or 0	\$3.00	\$0.00		<input type="checkbox"/>
	Code Upgrades	\$0.00	or 0		\$0.00		<input type="checkbox"/>
	ADA / Life Safety Compliance	\$0.00	or 0		\$0.00		<input type="checkbox"/>
	Kitchen upgrade	\$156,300.00	or 0		\$156,300.00	Cooler/freezer and serving line upgrade	<input type="checkbox"/>
	Asbestos Abatement	\$0.00	or 0		\$0.00		<input type="checkbox"/>
	Technology Systems/Components	\$0.00	or 83,620	\$2.25	\$188,145.00	Infrastructure upgrade	<input type="checkbox"/>
	Intercom	\$30,000.00	or 0		\$30,000.00	System upgrade	<input type="checkbox"/>
	Fire Alarm systems	\$75,000.00	or 0		\$75,000.00	System upgrade	<input type="checkbox"/>
	Security: Cameras & Alarms	\$20,000.00	or 0		\$20,000.00	Additional camera allotment	<input type="checkbox"/>
	Painting	\$0.00	or 0	\$1.75	\$0.00		<input type="checkbox"/>
	Sub Total				\$5,199,418.00		<input type="checkbox"/>
II B Support Costs							
	Prof/Pm/Support fees	0.20			\$1,039,883.60		<input type="checkbox"/>
	Survey/Testing	0.00			\$0.00		<input type="checkbox"/>
	Storage and Moving	0.00	83,620	\$0.76	\$63,551.20		<input type="checkbox"/>
	City Fees/County	0.00			\$0.00		<input type="checkbox"/>
	FF& E	0.05			\$259,970.90		<input type="checkbox"/>
	Land purchase	0.00			\$0.00		<input type="checkbox"/>
	Contingency	0.05			\$259,970.90		<input type="checkbox"/>
					\$0.00		<input type="checkbox"/>
		0.00			\$0.00		<input type="checkbox"/>
	Subtotal				\$1,623,376.60		<input type="checkbox"/>
	Inflation	0.3823			\$2,210,806.88	Inflation yr. 2015	<input type="checkbox"/>
	Program Total				\$9,033,601.48		<input type="checkbox"/>

“Long Range Facilities Plan”

Turning **Vision** into reality

Durham
Public
Schools



Mangum Elementary School

Address: 9008 Quail Roost Rd, Bahama 27503
Building: 39,717SF – built in 1925, 39, 62 & 83
Site area: 48.2 Acres
Capacity: 340
2005 ADM: 349



Project Summary:

- Refurbish older buildings based on 20-year cycle
- Playground upgrades per district-wide assessment
- Roof replacement
- HVAC system replacement
- Refurbishment restroom areas
- Asbestos abatement
- Kitchen upgrade
- Technology infrastructure upgrade
- Security camera allotment

Program cost based on 2013 start date: \$3,634,495


Mangum Elementary School

Durham Public Schools Capital Improvement Plan		Mangum Elementary			348	
Category/Description	Campus Program Total		\$3,634,495.35		Comments	Exclude
	Lump Sum Est.	Area in Sq. Ft.	Cost/Sq. Ft.	06 Cost Estimate		Line item
I A Facility Improvements:						
	New Construction	\$0.00	or 0	\$140.00	\$0.00	
	Renovation	\$0.00	or 0	\$75.00	\$0.00	
	Refurbish	\$0.00	or 25,000	\$25.00	\$625,000.00	20-yr. cycle (1925,39,62,83)
	Additions	\$0.00	or 0	\$150.00	\$0.00	Addition planned in 2003 bond
	Civils / Site Improvements	\$0.00	or 0		\$0.00	
	Landscaping / Irrigation	\$0.00	or 0		\$0.00	
	Playgrounds	\$217,787.00	or 0		\$217,787.00	Per district assessment study
	Athletic Fields/Components	\$0.00	or 0		\$0.00	
	Roof Replacement	\$0.00	or 25,000	\$12.00	\$300,000.00	Replace areas of existing roof
	Hardware / Locks	\$0.00	or 0	\$2.75	\$0.00	
	Electrical	\$0.00	or 0	\$6.00	\$0.00	
	HVAC	\$0.00	or 25,000	\$18.00	\$450,000.00	New central HVAC system
	Plumbing	\$0.00	or 0	\$3.00	\$0.00	
	Structural	\$0.00	or 0		\$0.00	
	Flooring	\$0.00	or 0	\$3.00	\$0.00	
	Code Upgrades	\$0.00	or 0		\$0.00	
	ADA / Life Safety Compliance	\$75,000.00	or 0		\$75,000.00	Restroom upgrades in existing building
	Kitchen upgrade	\$250,000.00	or 0		\$250,000.00	Upgrade cooking and serving area
	Asbestos Abatement	\$100,000.00	or 0		\$100,000.00	Flooring
	Technology Systems/Components	\$0.00	or 30,000	\$2.25	\$67,500.00	Infrastructure upgrade
	Intercom	\$30,000.00	or		\$30,000.00	System upgrade
	Fire Alarm systems	\$0.00	or 0		\$0.00	System upgrade
	Security: Cameras & Alarms	\$20,000.00	or 0		\$20,000.00	Additional camera allotment
			or 0		\$0.00	
	Sub Total				\$2,135,287.00	
II B Support Costs						
	Prof/Pm/Support fees	0.20			\$427,057.40	
	Survey/Testing	0.00			\$0.00	
	Storage and Moving	0.00	25,000	\$0.76	\$19,000.00	
	City Fees/County	0.00			\$0.00	
	FF& E	0.09			\$200,716.98	
	Land purchase	0.00			\$0.00	
	Contingency	0.05			\$106,764.35	
					\$0.00	
		0.00			\$0.00	
	Subtotal				\$753,538.73	
	Inflation	0.3029			\$745,669.63	Inflation yr. 2013
	Program Total				\$3,634,495.35	

“Long Range Facilities Plan”

Turning **Vision** into reality

Durham
Public
Schools



Merrick-Moore Elementary School

Address: 2325 Cheek Rd., 27704
Building: 103,075 SF – Built in 1951, 53, 58 & 81
Site area: 14.7 Acres
Capacity: 563
2005 ADM: 539



Project Summary:

- Interior refurbishment based on 20-year cycle
- Playground upgrades per district-wide assessment
- Roof replacement
- Additional exterior lighting
- Replace Chiller/Tower/VSD/Controls
- Group restroom upgrades and ramping corrections
- Technology infrastructure upgrade
- Security camera allotment
- Intercom upgrade
- Fire Alarm system upgrade

Program cost based on 2013 start date: \$11,808,614


Merrick-Moore Elementary School

Durham Public Schools Capital Improvement Plan		Merrick-Moore				352	
Category/Description	Campus Program Total		\$11,808,613.96		Comments	Exclude Line item	
	Lump Sum Est.	Area in Sq. Ft.	Cost/Sq. Ft.	06 Cost Estimate			
I A. Facility Improvements:							
	New Construction	\$0.00	or 0	\$140.00	\$0.00		<input type="checkbox"/>
	Renovation	\$0.00	or 0	\$75.00	\$0.00		<input type="checkbox"/>
	Refurbish	\$0.00	or 103,075	\$25.00	\$2,576,875.00	20-yr. cycle (1951,53,58,81)	<input type="checkbox"/>
	Additions	\$0.00	or 0	\$150.00	\$0.00		<input type="checkbox"/>
	Civils / Site Improvements	\$0.00	or 0		\$0.00		<input type="checkbox"/>
	Landscaping / Irrigation	\$0.00	or 0		\$0.00		<input type="checkbox"/>
	Playgrounds	\$272,231.00	or 0		\$272,231.00	Per district assessment study	<input type="checkbox"/>
	Athletic Fields/Components	\$0.00	or 0		\$0.00		<input type="checkbox"/>
	Roof Replacement	\$0.00	or 90,000	\$12.00	\$1,080,000.00	Roof replacement (needed in 2009)	<input type="checkbox"/>
	Hardware / Locks	\$0.00	or 103,075	\$2.75	\$283,456.25	Doors and hardware code compliance	<input type="checkbox"/>
	Electrical	\$100,000.00	or 0	\$6.00	\$100,000.00	Exterior lighting	<input type="checkbox"/>
	HVAC	\$0.00	or 103,075	\$18.00	\$1,855,350.00	New chiller/heating system	<input type="checkbox"/>
	Plumbing	\$0.00	or 0	\$3.00	\$0.00		<input type="checkbox"/>
	Structural	\$0.00	or 0		\$0.00		<input type="checkbox"/>
	Flooring	\$0.00	or 0	\$3.00	\$0.00		<input type="checkbox"/>
	Code Upgrades	\$0.00	or 0		\$0.00		<input type="checkbox"/>
	ADA / Life Safety Compliance	\$150,000.00	or 0		\$150,000.00	Restroom upgrades and ramping adjustments	<input type="checkbox"/>
	Kitchen upgrade	\$250,000.00	or 0		\$250,000.00	Cooler/freezer and renovation	<input type="checkbox"/>
	Asbestos Abatement	\$0.00	or 0		\$0.00		<input type="checkbox"/>
	Technology Systems/Components	\$0.00	or 103,075	\$2.25	\$231,918.75	Infrastructure upgrade	<input type="checkbox"/>
	Intercom	\$30,000.00	or 0		\$30,000.00	System upgrade	<input type="checkbox"/>
	Fire Alarm systems	\$75,000.00	or 0		\$75,000.00	System upgrade	<input type="checkbox"/>
	Security: Cameras & Alarms	\$20,000.00	or 0		\$20,000.00	Additional camera allotment	<input type="checkbox"/>
		\$0.00	or 0		\$0.00		<input type="checkbox"/>
	Sub Total				\$6,924,831.00		<input type="checkbox"/>
II B Support Costs							
	Prof/Pm/Support fees	0.20			\$1,384,966.20		<input type="checkbox"/>
	Survey/Testing	0.00			\$0.00		<input type="checkbox"/>
	Storage and Moving	0.00	103,075	\$0.76	\$78,337.00		<input type="checkbox"/>
	City Fees/County	0.00			\$0.00		<input type="checkbox"/>
	FF& E	0.09			\$650,934.11		<input type="checkbox"/>
	Land purchase	0.00			\$0.00		<input type="checkbox"/>
	Contingency	0.05			\$346,241.55		<input type="checkbox"/>
					\$0.00		<input type="checkbox"/>
		0.00			\$0.00		<input type="checkbox"/>
	Subtotal				\$2,460,478.86		<input type="checkbox"/>
	Inflation	0.3029			\$2,423,304.10	Inflation yr. 2013	<input type="checkbox"/>
	Program Total				\$11,808,613.96		<input type="checkbox"/>

“Long Range Facilities Plan”

Turning **Vision** into reality

Durham
Public
Schools



Morehead Elementary School

Address: 909 Cobb St., 27707
Building: 33,516 SF – Built in 1958
Site area: 5.12 Acres
Capacity: 188
2005 ADM: 233



Project Summary:

Refurbish remaining spaces not covered in addition/renovation through 2003 Bond

Repainting of interior based on 7-year cycle

Program cost based on 2016 start date: \$580,602


Morehead Elementary School

Durham Public Schools Capital Improvement Plan		Morehead Elementary				354	
Category/Description	Campus Program Total		\$580,601.83		Comments	Exclude Line item	
	Lump Sum Est.	Area in Sq. Ft.	Cost/Sq. Ft.	06 Cost Estimate			
I A. Facility Improvements:							
	New Construction	\$0.00	or 0	\$140.00	\$0.00		<input type="checkbox"/>
	Renovation	\$0.00	or 0	\$75.00	\$0.00		<input type="checkbox"/>
	Refurbish	\$0.00	or 10,000	\$25.00	\$250,000.00	Refurbish areas remaining	<input type="checkbox"/>
	Additions	\$0.00	or 0	\$150.00	\$0.00	Addition and partial renovation in 2003 Bond	<input type="checkbox"/>
	Civils / Site Improvements	\$0.00	or 0		\$0.00		<input type="checkbox"/>
	Landscaping / Irrigation	\$0.00	or 0		\$0.00		<input type="checkbox"/>
	Playgrounds	\$0.00	or 0		\$0.00		<input type="checkbox"/>
	Athletic Fields/Components	\$0.00	or 0		\$0.00		<input type="checkbox"/>
	Roof Replacement	\$0.00	or 0	\$12.00	\$0.00		<input type="checkbox"/>
	Hardware / Locks	\$0.00	or 0	\$2.75	\$0.00		<input type="checkbox"/>
	Electrical	\$0.00	or 0	\$6.00	\$0.00		<input type="checkbox"/>
	HVAC	\$0.00	or 0	\$18.00	\$0.00		<input type="checkbox"/>
	Plumbing	\$0.00	or 0	\$3.00	\$0.00		<input type="checkbox"/>
	Structural	\$0.00	or 0		\$0.00		<input type="checkbox"/>
	Flooring	\$0.00	or 0	\$3.00	\$0.00		<input type="checkbox"/>
	Code Upgrades	\$0.00	or 0		\$0.00		<input type="checkbox"/>
	ADA / Life Safety Compliance	\$0.00	or 0		\$0.00		<input type="checkbox"/>
	Kitchen upgrade	\$0.00	or 0		\$0.00		<input type="checkbox"/>
	Asbestos Abatement	\$0.00	or 0		\$0.00		<input type="checkbox"/>
	Technology Systems/Components	\$0.00	or 0	\$2.25	\$0.00		<input type="checkbox"/>
	Intercom	\$0.00	or 0		\$0.00		<input type="checkbox"/>
	Fire Alarm systems	\$0.00	or 0		\$0.00		<input type="checkbox"/>
	Security: Cameras & Alarms	\$0.00	or 0		\$0.00		<input type="checkbox"/>
	Painting	\$0.00	or 33,516	\$1.75	\$58,653.00	7-yr. cycle	<input type="checkbox"/>
	Sub Total				\$308,653.00		<input type="checkbox"/>
II B Support Costs							
	Prof/Pm/Support fees	0.20			\$61,730.60		<input type="checkbox"/>
	Survey/Testing	0.00			\$0.00		<input type="checkbox"/>
	Storage and Moving	0.00	16,758	\$0.76	\$12,736.08		<input type="checkbox"/>
	City Fees/County	0.00			\$0.00		<input type="checkbox"/>
	FF& E	0.03			\$9,259.59		<input type="checkbox"/>
	Land purchase	0.00			\$0.00		<input type="checkbox"/>
	Contingency	0.05			\$15,432.65		<input type="checkbox"/>
					\$0.00		<input type="checkbox"/>
		0.00			\$0.00		<input type="checkbox"/>
	Subtotal				\$99,158.92		<input type="checkbox"/>
	Inflation	0.4237			\$172,789.91	Inflation yr. 2016	<input type="checkbox"/>
	Program Total				\$580,601.83		<input type="checkbox"/>

“Long Range Facilities Plan”

Turning **Vision** into reality

Durham
Public
Schools



Oak Grove Elementary School

Address: 3810 Wake Forest Rd., 27703
Building: 91,521 SF – Built in 1981, 93 & 2003
Site area: 15.7 Acres
Capacity: 789
2005 ADM: 974



Project Summary:

Interior refurbishment based on 20-year cycle

Asphalt overlay of parking lot

Playground upgrades per district-wide assessment

Additional exterior lighting

Add HVAC in a four classroom building

New flooring in 56,000 sq. ft. of campus

Cooler/freezer and serving line upgrade

Technology infrastructure upgrade

Security camera allotment

Fire Alarm system upgrade

Program cost based on 2014 start date: \$6,243,862


Oak Grove Elementary School

Durham Public Schools Capital Improvement Plan		Oak Grove Elementary				360	
Category/Description	Campus Program Total		\$6,243,861.81		Comments	Exclude Line item	
	Lump Sum Est.	Area in Sq. Ft.	Cost/Sq. Ft.	06 Cost Estimate			
I A Facility Improvements:							
	New Construction	\$0.00	or 0	\$140.00	\$0.00		
	Renovation	\$0.00	or 0	\$75.00	\$0.00		
	Refurbish	\$0.00	or 91,521	\$25.00	\$2,288,025.00	20-yr. cycle	
	Additions	\$0.00	or 0	\$150.00	\$0.00		
	Civils / Site Improvements	\$345,000.00	or 0		\$345,000.00	Repair and overlay of existing asphalt	
	Landscaping / Irrigation	\$0.00	or 0		\$0.00		
	Playgrounds	\$154,715.00	or 0		\$154,715.00	Per district assessment study	
	Athletic Fields/Components	\$0.00	or 0		\$0.00		
	Roof Replacement	\$0.00	or 0	\$12.00	\$0.00		
	Hardware / Locks	\$0.00	or 0	\$2.75	\$0.00		
	Electrical	\$80,000.00	or 0	\$6.00	\$80,000.00	Exterior lighting	
	HVAC	\$0.00	or 7,616	\$18.00	\$137,088.00	Upgrade HVAC for four classroom building	
	Plumbing	\$0.00	or 0	\$3.00	\$0.00		
	Structural	\$0.00	or 0		\$0.00		
	Flooring	\$0.00	or 56,000	\$3.00	\$168,000.00	Replace old tile flooring	
	Code Upgrades	\$0.00	or 0		\$0.00		
	ADA / Life Safety Compliance	\$0.00	or 0		\$0.00		
	Kitchen upgrade	\$168,900.00	or 0		\$168,900.00	Cooler/freezer and serving line	
	Asbestos Abatement	\$0.00	or 0		\$0.00		
	Technology Systems/Components	\$0.00	or 48,200	\$2.25	\$108,450.00	Infrastructure upgrade	
	Intercom	\$0.00	or		\$0.00	System upgrade	
	Fire Alarm systems	\$75,000.00	or 0		\$75,000.00	System upgrade	
	Security: Cameras & Alarms	\$20,000.00	or 0		\$20,000.00	Additional camera allotment	
		\$0.00	or 0		\$0.00		
	Sub Total				\$3,545,178.00		
II B Support Costs							
	Prof/Pm/Support fees	0.20			\$709,035.60		
	Survey/Testing	0.00			\$0.00		
	Storage and Moving	0.00	90,300	\$0.76	\$68,628.00		
	City Fees/County	0.00			\$0.00		
	FF& E	0.09			\$333,246.73		
	Land purchase	0.00			\$0.00		
	Contingency	0.05			\$177,258.90		
					\$0.00		
		0.00			\$0.00		
	Subtotal				\$1,288,169.23		
	Inflation	0.3420			\$1,410,514.58	Inflation yr. 2014	
	Program Total				\$6,243,861.81		

“Long Range Facilities Plan”

Turning **Vision** into reality

Durham
Public
Schools



Parkwood Elementary School

Address: 5207 Revere Rd., 27713
Building: 79,063 SF – Built in 1967, 83, 89, 92 & 2004
Site area: 23 Acres
Capacity: 695
2005 ADM: 743



Project Summary:

- Interior renovation based on 20-year cycle
- Pave the fire lane and remaining parking areas
- Playground upgrades per district-wide assessment
- Roof replacement
- Kitchen upgrade
- Asbestos Abatement
- Technology infrastructure upgrade
- Security camera allotment
- Fire Alarm system upgrade

Program cost based on 2010 start date: \$12,751,690

Durham Public Schools Capital Improvement Plan		Parkwood Elementary			362		
Category/Description	Campus Program Total		\$12,751,690.24		Comments	Exclude Line item	
	Lump Sum Est.	Area in Sq. Ft.	Cost/Sq. Ft.	06 Cost Estimate			
I A. Facility Improvements:							
	New Construction	\$0.00	or	0	\$140.00	\$0.00	
	Renovation	\$0.00	or	79,063	\$75.00	\$5,929,725.00	Renovate all areas (1967,83,89,92)
	Refurbish	\$0.00	or	0	\$25.00	\$0.00	
	Additions	\$0.00	or	0	\$150.00	\$0.00	
	Civils / Site Improvements	\$350,000.00	or	0		\$350,000.00	Repair and overlay of existing asphalt
	Landscaping / Irrigation	\$0.00	or	0		\$0.00	
	Playgrounds	\$311,791.00	or	0		\$311,791.00	Per district assessment study
	Athletic Fields/Components	\$0.00	or	0		\$0.00	
	Roof Replacement	\$0.00	or	79,063	\$12.00	\$948,756.00	Roof replacement plan (needed in 2009)
	Hardware / Locks	\$0.00	or	0	\$2.75	\$0.00	
	Electrical	\$0.00	or	0	\$6.00	\$0.00	
	HVAC	\$0.00	or	0	\$18.00	\$0.00	
	Plumbing	\$0.00	or	0	\$3.00	\$0.00	
	Structural	\$0.00	or	0		\$0.00	
	Flooring	\$0.00	or	0	\$3.00	\$0.00	
	Code Upgrades	\$0.00	or	0		\$0.00	
	ADA / Life Safety Compliance	\$0.00	or	0		\$0.00	
	Kitchen upgrade	\$225,000.00	or	0		\$225,000.00	Cooler/freezer and layout upgrade
	Asbestos Abatement	\$96,000.00	or	0		\$96,000.00	Floor tile
	Technology Systems/Components	\$0.00	or	79,063	\$2.25	\$177,891.75	Infrastructure upgrade
	Intercom	\$0.00	or			\$0.00	System upgrade
	Fire Alarm systems	\$75,000.00	or	0		\$75,000.00	System upgrade
	Security: Cameras & Alarms	\$20,000.00	or	0		\$20,000.00	Additional camera allotment
	Painting	\$0.00	or	0	\$0.00	\$0.00	
	Sub Total					\$8,134,163.75	
II. B Support Costs							
	Prof/Pm/Support fees	0.20				\$1,626,832.75	
	Survey/Testing	0.00				\$0.00	
	Storage and Moving	0.00		32,000	\$0.76	\$24,320.00	
	City Fees/County	0.00				\$0.00	
	FF& E	0.09				\$764,611.39	
	Land purchase	0.00				\$0.00	
	Contingency	0.05				\$406,708.19	
						\$0.00	
		0.00				\$0.00	
	Subtotal					\$2,822,472.33	
	Inflation	0.1924				\$1,795,054.16	Inflation yr. 201C
	Program Total					\$12,751,690.24	

“Long Range Facilities Plan”

Turning **Vision** into reality

Durham
Public
Schools



W. G. Pearson Elementary School

Address: 3501 Fayetteville St., 27707
Building: 82,474 SF – Built in 2006
Site area: 42.0 Acres
Capacity: 630
2005 ADM: 0 Replacement school in 2006



Project Summary:

Newly constructed in 2006.
7-year painting cycle (+)

Program cost based on 2018 start date: \$265,309


W. G. Pearson Elementary School

Durham Public Schools Capital Improvement Plan		W. G. Pearson Elementary				110	
Category/Description	Campus Program Total		\$265,309.30		Comments	Exclude Line item	
	Lump Sum Est.	Area in Sq. Ft.	Cost/Sq. Ft.	06 Cost Estimate			
I A. Facility Improvements:							
New Construction	\$0.00	or 0	\$140.00	\$0.00	New construction 2003 Bond	<input type="checkbox"/>	
Renovation	\$0.00	or 0	\$75.00	\$0.00		<input type="checkbox"/>	
Refurbish	\$0.00	or 0	\$25.00	\$0.00		<input type="checkbox"/>	
Additions	\$0.00	or 0	\$150.00	\$0.00		<input type="checkbox"/>	
Civils / Site Improvements	\$0.00	or 0		\$0.00		<input type="checkbox"/>	
Landscaping / Irrigation	\$0.00	or 0		\$0.00		<input type="checkbox"/>	
Playgrounds	\$0.00	or 0		\$0.00		<input type="checkbox"/>	
Athletic Fields/Components	\$0.00	or 0		\$0.00		<input type="checkbox"/>	
Roof Replacement	\$0.00	or 0	\$12.00	\$0.00		<input type="checkbox"/>	
Hardware / Locks	\$0.00	or 0	\$2.75	\$0.00		<input type="checkbox"/>	
Electrical	\$0.00	or 0	\$6.00	\$0.00		<input type="checkbox"/>	
HVAC	\$0.00	or 0	\$18.00	\$0.00		<input type="checkbox"/>	
Plumbing	\$0.00	or 0	\$3.00	\$0.00		<input type="checkbox"/>	
Structural	\$0.00	or 0		\$0.00		<input type="checkbox"/>	
Flooring	\$0.00	or 0	\$3.00	\$0.00		<input type="checkbox"/>	
Code Upgrades	\$0.00	or 0		\$0.00		<input type="checkbox"/>	
ADA / Life Safety Compliance	\$0.00	or 0		\$0.00		<input type="checkbox"/>	
Kitchen upgrade	\$0.00	or 0		\$0.00		<input type="checkbox"/>	
Asbestos Abatement	\$0.00	or 0		\$0.00		<input type="checkbox"/>	
Technology Systems/Components	\$0.00	or 0	\$2.25	\$0.00		<input type="checkbox"/>	
Intercom	\$0.00	or 0		\$0.00		<input type="checkbox"/>	
Fire Alarm systems	\$0.00	or 0		\$0.00		<input type="checkbox"/>	
Security: Cameras & Alarms	\$0.00	or 0		\$0.00		<input type="checkbox"/>	
Painting	\$0.00	or 82,274	\$1.75	\$143,979.50	7-yr. cycle	<input type="checkbox"/>	
Sub Total				\$143,979.50		<input type="checkbox"/>	
II B Support Costs							
Prof/Pm/Support fees	0.20			\$28,795.90		<input type="checkbox"/>	
Survey/Testing	0.00			\$0.00		<input type="checkbox"/>	
Storage and Moving	0.00		\$0.76	\$0.00		<input type="checkbox"/>	
City Fees/County	0.00			\$0.00		<input type="checkbox"/>	
FF& E	0.00			\$0.00		<input type="checkbox"/>	
Land purchase	0.00			\$0.00		<input type="checkbox"/>	
Contingency	0.02			\$2,879.59		<input type="checkbox"/>	
				\$0.00		<input type="checkbox"/>	
	0.00			\$0.00		<input type="checkbox"/>	
Subtotal				\$31,675.49		<input type="checkbox"/>	
Inflation	0.5104			\$89,654.31	Inflation yr. 2018	<input type="checkbox"/>	
Program Total				\$265,309.30		<input type="checkbox"/>	

“Long Range Facilities Plan”

Turning **Vision** into reality

Durham
Public
Schools



Pearsontown Elementary School

Address: 4915 Barbee Rd., 27713
Building: 100,788 SF – Built in 1954, 58, 64 & 92
Site area: 23.6 Acres
Capacity: 836
2005 ADM: 863



Project Summary:

- Refurbish based on 20-yr. cycle
- Playground upgrades per district-wide assessment
- Rework floor structure problems in two-story wing
- Technology infrastructure upgrade
- Security camera allotment
- Kitchen upgrade


Program cost based on 2016 start date: \$6,342,510

Durham Public Schools Capital Improvement Plan		Pearsontown Elementary			364	
Category/Description	Campus Program Total		\$6,342,510.34		Comments	Exclude
	Lump Sum Est.	Area in Sq. Ft.	Cost/Sq. Ft.	06 Cost Estimate		Line item
I A. Facility Improvements:						
New Construction	\$0.00	or 0	\$140.00	\$0.00		<input type="checkbox"/>
Renovation	\$0.00	or 0	\$75.00	\$0.00		<input type="checkbox"/>
Refurbish	\$0.00	or 100,788	\$25.00	\$2,519,700.00	20-yr. cycle (1954,58,64,92)	<input type="checkbox"/>
Additions	\$0.00	or 0	\$150.00	\$0.00		<input type="checkbox"/>
Civils / Site Improvements	\$0.00	or 0		\$0.00		<input type="checkbox"/>
Landscaping / Irrigation	\$0.00	or 0		\$0.00		<input type="checkbox"/>
Playgrounds	\$167,185.00	or 0		\$167,185.00	Per district assessment study	<input type="checkbox"/>
Athletic Fields/Components	\$0.00	or 0		\$0.00		<input type="checkbox"/>
Roof Replacement	\$0.00	or 0	\$12.00	\$0.00		<input type="checkbox"/>
Hardware / Locks	\$0.00	or 0	\$2.75	\$0.00		<input type="checkbox"/>
Electrical	\$0.00	or 0	\$6.00	\$0.00		<input type="checkbox"/>
HVAC	\$0.00	or 0	\$18.00	\$0.00		<input type="checkbox"/>
Plumbing	\$0.00	or 0	\$3.00	\$0.00		<input type="checkbox"/>
Structural	\$250,000.00	or 0		\$250,000.00	Correct settling of 1992 addition	<input type="checkbox"/>
Flooring	\$0.00	or 0	\$3.00	\$0.00		<input type="checkbox"/>
Code Upgrades	\$0.00	or 0		\$0.00		<input type="checkbox"/>
ADA / Life Safety Compliance	\$0.00	or 0		\$0.00		<input type="checkbox"/>
Kitchen upgrade	\$225,000.00	or 0		\$225,000.00	Freezer/cooler and layout	<input type="checkbox"/>
Asbestos Abatement	\$0.00	or 0		\$0.00		<input type="checkbox"/>
Technology Systems/Components	\$0.00	or 100,788	\$2.25	\$226,773.00	Infrastructure upgrade	<input type="checkbox"/>
Intercom	\$0.00	or 0		\$0.00		<input type="checkbox"/>
Fire Alarm systems	\$0.00	or 0		\$0.00		<input type="checkbox"/>
Security: Cameras & Alarms	\$20,000.00	or 0		\$20,000.00	Additional camera allotment	<input type="checkbox"/>
Painting	\$0.00	or 0	\$1.75	\$0.00		<input type="checkbox"/>
Sub Total				\$3,408,658.00		<input type="checkbox"/>
II B Support Costs						
Prof/Pm/Support fees	0.20			\$681,731.60		<input type="checkbox"/>
Survey/Testing	0.00			\$0.00		<input type="checkbox"/>
Storage and Moving	0.00	100,788	\$0.76	\$76,598.88		<input type="checkbox"/>
City Fees/County	0.00			\$0.00		<input type="checkbox"/>
FF& E	0.09			\$320,413.85		<input type="checkbox"/>
Land purchase	0.00			\$0.00		<input type="checkbox"/>
Contingency	0.05			\$170,432.90		<input type="checkbox"/>
				\$0.00		<input type="checkbox"/>
	\$0.00	0.00		\$0.00		<input type="checkbox"/>
Subtotal				\$1,249,177.23		<input type="checkbox"/>
Inflation		0.4237		\$1,684,675.11	Inflation yr. 201€	<input type="checkbox"/>
Program Total				\$6,342,510.34		<input type="checkbox"/>

“Long Range Facilities Plan”

Turning **Vision** into reality

Durham
Public
Schools



E. K. Powe Elementary School

Address: 913 9th St., 27705
Building: 91,273 SF – built in 1926,50,67,91,94,2001
Site area: 5.45 Acres
Capacity: 426
2005 ADM: 412



Project Summary:

- Refurbish based on 20-year cycle**
- Asphalt overlay of parking lot**
- Playground upgrades per district-wide assessment**
- Site work with new underground drainage system**
- Play fields fencing and minor modifications**
- Window replacement in older buildings**
- Kitchen upgrade**
- Asbestos Abatement**
- New technology infrastructure upgrade**
- Security camera allotment**

Program cost based on 2012 start date: \$6,965,170

E. K. Powe Elementary School

Durham Public Schools Capital Improvement Plan		E. K Powe Elementary			363	
Category/Description	Campus Program Total		\$6,965,170.10		Comments	Exclude
	Lump Sum Est.	Area in Sq. Ft.	Cost/Sq. Ft.	06 Cost Estimate		Line item
I A Facility Improvements:						
	New Construction	\$0.00	or 0	\$140.00	\$0.00	<input type="checkbox"/>
	Renovation	\$0.00	or	\$75.00	\$0.00	<input type="checkbox"/>
	Refurbish	\$0.00	or 91,273	\$25.00	\$2,281,825.00	20-yr. cycle (1926,50, 67,91,94,01)
	Additions	\$0.00	or 0	\$150.00	\$0.00	<input type="checkbox"/>
	Civils / Site Improvements	\$160,000.00	or 0		\$160,000.00	Repair and overlay of existing asphalt
	Landscaping / Irrigation	\$500,000.00	or 0		\$500,000.00	Site drainage systems
	Playgrounds	\$272,656.00	or 0		\$272,656.00	Per district assessment study
	Athletic Fields/Components	\$125,000.00	or 0		\$125,000.00	Fencing and minor modifications
	Roof Replacement	\$0.00	or 0	\$12.00	\$0.00	<input type="checkbox"/>
	Hardware / Locks	\$0.00	or 0	\$2.75	\$0.00	<input type="checkbox"/>
	Electrical	\$0.00	or 0	\$6.00	\$0.00	<input type="checkbox"/>
	HVAC	\$0.00	or 0	\$18.00	\$0.00	<input type="checkbox"/>
	Plumbing	\$0.00	or 0	\$3.00	\$0.00	<input type="checkbox"/>
	Structural	\$200,000.00	or 0		\$200,000.00	Window replacement in older buildings
	Flooring	\$0.00	or 0	\$3.00	\$0.00	<input type="checkbox"/>
	Code Upgrades	\$0.00	or 0		\$0.00	<input type="checkbox"/>
	ADA / Life Safety Compliance	\$0.00	or 0		\$0.00	<input type="checkbox"/>
	Kitchen upgrade	\$225,000.00	or 0		\$225,000.00	Freezer/cooler and layout
	Asbestos Abatement	\$180,000.00	or 0		\$180,000.00	Flooring
	Technology Systems/Components	\$0.00	or 91,273	\$2.25	\$205,364.25	Infrastructure upgrade
	Intercom	\$0.00	or		\$0.00	<input type="checkbox"/>
	Fire Alarm systems	\$0.00	or 0		\$0.00	<input type="checkbox"/>
	Security: Cameras & Alarms	\$20,000.00	or 0		\$20,000.00	Additional camera allotment
	Painting	\$0.00	or 0	\$1.75	\$0.00	<input type="checkbox"/>
	Sub Total				\$4,169,845.25	<input type="checkbox"/>
II B Support Costs						
	Prof/Pm/Support fees	0.20			\$833,969.05	<input type="checkbox"/>
	Survey/Testing	0.00			\$0.00	<input type="checkbox"/>
	Storage and Moving	0.00	100,653	\$0.76	\$76,496.28	<input type="checkbox"/>
	City Fees/County	0.00			\$0.00	<input type="checkbox"/>
	FF& E	0.09			\$391,965.45	<input type="checkbox"/>
	Land purchase	0.00			\$0.00	<input type="checkbox"/>
	Contingency	0.05			\$208,492.26	<input type="checkbox"/>
					\$0.00	<input type="checkbox"/>
		0.00			\$0.00	<input type="checkbox"/>
	Subtotal				\$1,510,923.05	<input type="checkbox"/>
	Inflation	0.2650			\$1,284,401.80	Inflation yr. 2012
	Program Total				\$6,965,170.10	<input type="checkbox"/>

“Long Range Facilities Plan”

Turning **Vision** into reality

Durham
Public
Schools



Y. E. Smith Elementary School

Address: 2410 E. Main St., 27703
Building: 46,311 SF – Built in 1967
Site area: 5.46 Acres
Capacity: 402
2005 ADM: 314



Project Summary:

- Refurbish based on 20-year cycle
- Addition of 4 core rooms with support space
- Rework sidewalks and access on exterior
- Playground upgrades per district-wide assessment
- Roof replacement
- HVAC units and controls upgrade
- Window replacement
- Cooler/freezer replacement in kitchen
- Technology infrastructure upgrade
- Security camera allotment

Program cost based on 2012 start date: \$8,640,209


Y. E. Smith Elementary School

Durham Public Schools Capital Improvement Plan		Y. E. Smith Elementary			400		
Category/Description	Campus Program Total		\$8,640,208.70		Comments	Exclude Line item	
	Lump Sum Est.	Area in Sq. Ft.	Cost/Sq. Ft.	06 Cost Estimate			
I A. Facility Improvements:							
	New Construction	\$0.00	or 0	\$140.00	\$0.00		<input type="checkbox"/>
	Renovation	\$0.00	or	\$75.00	\$0.00		<input type="checkbox"/>
	Refurbish	\$0.00	or 46,311	\$25.00	\$1,157,775.00	20-yr. cycle	<input type="checkbox"/>
	Additions	\$0.00	or 9,000	\$150.00	\$1,350,000.00	Add 4 core spaces with support	<input type="checkbox"/>
	Civils / Site Improvements	\$250,000.00	or 0		\$250,000.00	Sidewalk and access improvements	<input type="checkbox"/>
	Landscaping / Irrigation	\$0.00	or 0		\$0.00		<input type="checkbox"/>
	Playgrounds	\$208,891.00	or 0		\$208,891.00	Per district assessment study	<input type="checkbox"/>
	Athletic Fields/Components	\$0.00	or 0		\$0.00		<input type="checkbox"/>
	Roof Replacement	\$0.00	or 23,000	\$12.00	\$276,000.00	Roof replacement 2009	<input type="checkbox"/>
	Hardware / Locks	\$0.00	or 46,311	\$2.75	\$127,355.25	Replacments per code	<input type="checkbox"/>
	Electrical	\$0.00	or 0	\$6.00	\$0.00		<input type="checkbox"/>
	HVAC	\$200,000.00	or 47,311	\$18.00	\$1,051,598.00	Unit replacements and controls	<input type="checkbox"/>
	Plumbing	\$0.00	or 0	\$3.00	\$0.00		<input type="checkbox"/>
	Structural	\$400,000.00	or 0		\$400,000.00	Window replacement	<input type="checkbox"/>
	Flooring	\$0.00	or 0	\$3.00	\$0.00		<input type="checkbox"/>
	Code Upgrades	\$0.00	or 0		\$0.00		<input type="checkbox"/>
	ADA / Life Safety Compliance	\$0.00	or 0		\$0.00		<input type="checkbox"/>
	Kitchen upgrade	\$250,000.00	or 0		\$250,000.00	Replacment of cooler/freezer/equipment	<input type="checkbox"/>
	Asbestos Abatement	\$0.00	or 0		\$0.00		<input type="checkbox"/>
	Technology Systems/Components	\$0.00	or 54,311	\$2.25	\$122,199.75	Infrastructure upgrade	<input type="checkbox"/>
	Intercom	\$0.00	or		\$0.00		<input type="checkbox"/>
	Fire Alarm systems	\$0.00	or 0		\$0.00		<input type="checkbox"/>
	Security: Cameras & Alarms	\$20,000.00	or 0		\$20,000.00	Additional camera allotment	<input type="checkbox"/>
		\$0.00	or 0		\$0.00		<input type="checkbox"/>
	Sub Total				\$5,213,819.00		<input type="checkbox"/>
II B Support Costs							
	Prof/Pm/Support fees	0.20			\$1,042,763.80		<input type="checkbox"/>
	Survey/Testing	0.00			\$0.00		<input type="checkbox"/>
	Storage and Moving	0.00	54,311	\$0.76	\$41,276.36		<input type="checkbox"/>
	City Fees/County	0.00			\$0.00		<input type="checkbox"/>
	FF& E	0.09			\$490,098.99		<input type="checkbox"/>
	Land purchase	0.00			\$0.00		<input type="checkbox"/>
	Contingency	0.05			\$260,690.95		<input type="checkbox"/>
					\$0.00		<input type="checkbox"/>
		0.00			\$0.00		<input type="checkbox"/>
	Subtotal				\$1,834,830.10		<input type="checkbox"/>
	Inflation	0.2650			\$1,591,559.60	Inflation yr. 2012	<input type="checkbox"/>
	Program Total				\$8,640,208.70		<input type="checkbox"/>

“Long Range Facilities Plan”

Turning **Vision** into reality

Durham
Public
Schools



Southwest Elementary School

Address: 2320 Cook Rd., 27713
Building: 91,170 SF – built in 1989 & 91
Site area: 21.9 Acres
Capacity: 575
2005 ADM: 821



Project Summary:

Interior refurbishment based on 20-year cycle

Asphalt overlay of parking lot

Playground upgrades per district-wide assessment

Chiller/controls replacement

Kitchen upgrade

Technology infrastructure upgrade

Security camera allotment

Intercom upgrade

Roofing replacement

Program cost based on 2014 start date: \$8,308,224


Southwest Elementary School

Durham Public Schools Capital Improvement Plan		Southwest Elementary				372	
Category/Description	Campus Program Total		\$8,308,223.64		Comments	Exclude Line item	
	Lump Sum Est.	Area in Sq. Ft.	Cost/Sq. Ft.	06 Cost Estimate			
I A. Facility Improvements:							
	New Construction	\$0.00	or 0	\$140.00	\$0.00		
	Renovation	\$0.00	or 0	\$75.00	\$0.00		
	Refurbish	\$0.00	or 91,170	\$25.00	\$2,279,250.00	20-yr. cycle (1989,91)	
	Additions	\$0.00	or 0	\$150.00	\$0.00		
	Civils / Site Improvements	\$200,000.00	or 0		\$200,000.00	Repair and overlay of existing asphalt	
	Landscaping / Irrigation	\$0.00	or 0		\$0.00		
	Playgrounds	\$232,948.00	or 0		\$232,948.00	Per district assessment study	
	Athletic Fields/Components	\$0.00	or 0		\$0.00		
	Roof Replacement	\$0.00	or 91,000	\$12.00	\$1,092,000.00	Roof replacement	
	Hardware / Locks	\$0.00	or 0	\$2.75	\$0.00		
	Electrical	\$0.00	or 0	\$6.00	\$0.00		
	HVAC	\$450,000.00	or 0	\$18.00	\$450,000.00	Chiller/Controls replacement	
	Plumbing	\$0.00	or 0	\$3.00	\$0.00		
	Structural	\$0.00	or 0		\$0.00		
	Flooring	\$0.00	or 0	\$3.00	\$0.00		
	Code Upgrades	\$0.00	or 0		\$0.00		
	ADA / Life Safety Compliance	\$0.00	or 0		\$0.00		
	Kitchen upgrade	\$225,000.00	or 0		\$225,000.00	Freezer/cooler and layout	
	Asbestos Abatement	\$0.00	or 0		\$0.00		
	Technology Systems/Components	\$0.00	or 91,170	\$2.25	\$205,132.50	Infrastructure upgrade	
	Intercom	\$30,000.00	or 0		\$30,000.00	System upgrade	
	Fire Alarm systems	\$0.00	or 0		\$0.00		
	Security: Cameras & Alarms	\$20,000.00	or 0		\$20,000.00	Additional camera allotment	
	Painting	\$0.00	or 0	\$1.75	\$0.00		
	Sub Total				\$4,734,330.50		
II B Support Costs							
	Prof/Pm/Support fees	0.20			\$946,866.10		
	Survey/Testing	0.00			\$0.00		
	Storage and Moving	0.00	91,170	\$0.76	\$69,289.20		
	City Fees/County	0.00			\$0.00		
	FF& E	0.09			\$445,027.07		
	Land purchase	0.00			\$0.00		
	Contingency	0.05			\$236,716.53		
					\$0.00		
		0.00			\$0.00		
	Subtotal				\$1,697,898.89		
	Inflation	0.3420			\$1,875,994.25	Inflation yr. 2014	
	Program Total				\$8,308,223.64		

“Long Range Facilities Plan”

Turning **Vision** into reality

Durham
Public
Schools



C. C. Spaulding Elementary School

Address: 1531 S. Roxboro Rd., 27707
Building: 47,541 SF – Built in 1954, 60, 76 & 90
Site area: 9.72 Acres
Capacity: 303
2005 ADM: 228



Project Summary:

Addition and renovation through 2003 Bond
Additional work to be done in Auditorium & Cafeteria
HVAC controls upgrade in older building
Kitchen upgrade
Asbestos abatement

Program cost based on 2016 start date: \$1,930,969


C. C. Spaulding Elementary School

Durham Public Schools Capital Improvement Plan		C.C. Spaulding Elementary			347		
Category/Description	Campus Program Total		\$1,930,968.56		Comments	Exclude	
	Lump Sum Est.	Area in Sq. Ft.	Cost/Sq. Ft.	06 Cost Estimate		Line item	
I.A. Facility Improvements:							
	New Construction	\$0.00	or	0	\$140.00	\$0.00	
	Renovation	\$0.00	or	0	\$75.00	\$0.00	
	Refurbish	\$600,000.00	or	0	\$25.00	\$600,000.00	Additional refurbishment of Auditorium & Cafeteria (2012)
	Additions	\$0.00	or	0	\$150.00	\$0.00	
	Civils / Site Improvements	\$0.00	or	0		\$0.00	
	Landscaping / Irrigation	\$0.00	or	0		\$0.00	
	Playgrounds	\$0.00	or	0		\$0.00	
	Athletic Fields/Components	\$0.00	or	0		\$0.00	
	Roof Replacement	\$0.00	or	0	\$12.00	\$0.00	
	Hardware / Locks	\$0.00	or	0	\$2.75	\$0.00	
	Electrical	\$0.00	or	0	\$6.00	\$0.00	
	HVAC	\$150,000.00	or	0	\$18.00	\$150,000.00	Upgrade controls
	Plumbing	\$0.00	or	0	\$3.00	\$0.00	
	Structural	\$0.00	or	0		\$0.00	
	Flooring	\$0.00	or	0	\$3.00	\$0.00	
	Code Upgrades	\$0.00	or	0		\$0.00	
	ADA / Life Safety Compliance	\$0.00	or	0		\$0.00	
	Kitchen upgrade	\$225,000.00	or	0		\$225,000.00	Cooler/freezer and layout
	Asbestos Abatement	\$75,000.00	or	0		\$75,000.00	Floor tile
	Technology Systems/Components	\$0.00	or	0	\$2.25	\$0.00	
	Intercom	\$0.00	or	0		\$0.00	
	Fire Alarm systems	\$0.00	or	0		\$0.00	
	Security: Cameras & Alarms	\$0.00	or	0		\$0.00	
		\$0.00	or	0		\$0.00	
	Sub Total					\$1,050,000.00	
II.B Support Costs							
	Prof/Pm/Support fees	0.20				\$210,000.00	
	Survey/Testing	0.00				\$0.00	
	Storage and Moving	0.00		10,000	\$0.76	\$7,600.00	
	City Fees/County	0.00				\$0.00	
	FF& E	0.09				\$98,700.00	
	Land purchase	0.00				\$0.00	
	Contingency	0.05				\$52,500.00	
						\$0.00	
		0.00				\$0.00	
	Subtotal					\$368,800.00	
	Inflation	0.4237				\$512,168.56	Inflation yr. 201€
	Program Total					\$1,930,968.56	

“Long Range Facilities Plan”

Turning **Vision** into reality

Durham
Public
Schools



George Watts Elementary School

Address: 700 Watts St., 27701
Building: 65,841 SF – Built in 1919, 26 & 94
Site area: 3.99 Acres
Capacity: 334
2005 ADM: 407



Project Summary:

- Interior refurbishment based on 20-year cycle
- Grading and drainage systems on site
- Playground upgrades per district-wide assessment
- Playfield fencing and access work
- Chiller/controls upgrade
- Replace flooring in cafeteria
- Restroom renovation
- Kitchen upgrade
- Asbestos Abatement
- Technology infrastructure upgrade
- Security camera allotment

Program cost based on 2016 start date: \$6,181,408


George Watts Elementary School

Durham Public Schools Capital Improvement Plan		George Watts Elementary				347	
Category/Description	Campus Program Total		\$6,181,407.74		Comments	Exclude Line item	
	Lump Sum Est.	Area in Sq. Ft.	Cost/Sq. Ft.	06 Cost Estimate			
I A. Facility Improvements:							
	New Construction	\$0.00	or 0	\$140.00	\$0.00		<input type="checkbox"/>
	Renovation	\$0.00	or 0	\$75.00	\$0.00		<input type="checkbox"/>
	Refurbish	\$0.00	or 65,841	\$25.00	\$1,646,025.00	20-yr. cycle (1919,26.94)	<input type="checkbox"/>
	Additions	\$0.00	or 0	\$150.00	\$0.00		<input type="checkbox"/>
	Civils / Site Improvements	\$100,000.00	or 0		\$100,000.00	Grading and drainage systems	<input type="checkbox"/>
	Landscaping / Irrigation	\$0.00	or 0		\$0.00		<input type="checkbox"/>
	Playgrounds	\$192,072.00	or 0		\$192,072.00	Per district assessment study	<input type="checkbox"/>
	Athletic Fields/Components	\$35,000.00	or 0		\$35,000.00	Fencing and minor improvements	<input type="checkbox"/>
	Roof Replacement	\$0.00	or 0	\$12.00	\$0.00		<input type="checkbox"/>
	Hardware / Locks	\$0.00	or 0	\$2.75	\$0.00		<input type="checkbox"/>
	Electrical	\$0.00	or 0	\$6.00	\$0.00		<input type="checkbox"/>
	HVAC	\$550,000.00	or 0	\$18.00	\$550,000.00	Chiller and controls upgrade	<input type="checkbox"/>
	Plumbing	\$0.00	or 0	\$3.00	\$0.00		<input type="checkbox"/>
	Structural	\$200,000.00	or 0		\$200,000.00	Floor settling in cafeteria/lower level	<input type="checkbox"/>
	Flooring	\$0.00	or 0	\$3.00	\$0.00		<input type="checkbox"/>
	Code Upgrades	\$0.00	or 0		\$0.00		<input type="checkbox"/>
	ADA / Life Safety Compliance	\$150,000.00	or 0		\$150,000.00	Restroom Renovations	<input type="checkbox"/>
	Kitchen upgrade	\$225,000.00	or 0		\$225,000.00	Cooler/freezer and layout	<input type="checkbox"/>
	Asbestos Abatement	\$75,000.00	or 0		\$75,000.00	Flooring	<input type="checkbox"/>
	Technology Systems/Components	\$0.00	or 65,841	\$2.25	\$148,142.25	Infrastructure upgrade	<input type="checkbox"/>
	Intercom	\$0.00	or 0		\$0.00		<input type="checkbox"/>
	Fire Alarm systems	\$0.00	or 0		\$0.00		<input type="checkbox"/>
	Security: Cameras & Alarms	\$20,000.00	or 0		\$20,000.00	Additional camera allotment	<input type="checkbox"/>
		\$0.00	or 0		\$0.00		<input type="checkbox"/>
	Sub Total				\$3,341,239.25		<input type="checkbox"/>
II B Support Costs							
	Prof/Pm/Support fees	0.20			\$668,247.85		<input type="checkbox"/>
	Survey/Testing	0.00			\$0.00		<input type="checkbox"/>
	Storage and Moving	0.00	65,841	\$0.76	\$50,039.16		<input type="checkbox"/>
	City Fees/County	0.00			\$0.00		<input type="checkbox"/>
	FF& E	0.09			\$314,076.49		<input type="checkbox"/>
	Land purchase	0.00			\$0.00		<input type="checkbox"/>
	Contingency	0.05			\$167,061.96		<input type="checkbox"/>
					\$0.00		<input type="checkbox"/>
		0.00			\$0.00		<input type="checkbox"/>
	Subtotal				\$1,199,425.46		<input type="checkbox"/>
	Inflation	0.4237			\$1,640,743.02	Inflation yr. 2016	<input type="checkbox"/>
	Program Total				\$6,181,407.74		<input type="checkbox"/>

“Long Range Facilities Plan”

Turning **Vision** into reality

Durham
Public
Schools



New Elementary “B”

Address: Sherron Road
Building: Built in: 2008
Site area:
Capacity:
2005 ADM:



Project Summary:

**A new elementary school through the 2003 Bond
Expected to be open for the 2008-09 school year
Painting on a 7-year cycle**

Program cost based on 2016 start date: \$274,580


New Elementary “B”

Durham Public Schools Capital Improvement Plan		"B" Elementary					
Category/Description	Campus Program Total		\$274,580.48		Comments	Exclude Line item	
	Lump Sum Est.	Area in Sq. Ft.	Cost/Sq. Ft.	06 Cost Estimate			
I A. Facility Improvements:							
<input type="checkbox"/>	New Construction	\$0.00	or 0	\$175.00	\$0.00	Construction to be completed in 2008	<input type="checkbox"/>
<input type="checkbox"/>	Renovation	\$0.00	or 0	\$75.00	\$0.00		<input type="checkbox"/>
<input type="checkbox"/>	Refurbish	\$0.00	or 0	\$25.00	\$0.00		<input type="checkbox"/>
<input type="checkbox"/>	Additions	\$0.00	or 0	\$165.00	\$0.00		<input type="checkbox"/>
<input type="checkbox"/>	Civils / Site Improvements	\$0.00	or 0		\$0.00		<input type="checkbox"/>
<input type="checkbox"/>	Landscaping / Irrigation	\$0.00	or 0		\$0.00		<input type="checkbox"/>
<input type="checkbox"/>	Playgrounds	\$0.00	or 0		\$0.00		<input type="checkbox"/>
<input type="checkbox"/>	Athletic Fields/Components	\$0.00	or 0		\$0.00		<input type="checkbox"/>
<input type="checkbox"/>	Roof Replacement	\$0.00	or 0	\$12.00	\$0.00		<input type="checkbox"/>
<input type="checkbox"/>	Hardware / Locks	\$0.00	or	\$2.75	\$0.00		<input type="checkbox"/>
<input type="checkbox"/>	Electrical	\$0.00	or 0	\$6.00	\$0.00		<input type="checkbox"/>
<input type="checkbox"/>	HVAC	\$0.00	or 0	\$18.00	\$0.00		<input type="checkbox"/>
<input type="checkbox"/>	Plumbing	\$0.00	or 0	\$3.00	\$0.00		<input type="checkbox"/>
<input type="checkbox"/>	Structural	\$0.00	or 0		\$0.00		<input type="checkbox"/>
<input type="checkbox"/>	Flooring	\$0.00	or 0	\$3.00	\$0.00		<input type="checkbox"/>
<input type="checkbox"/>	Code Upgrades	\$0.00	or 0		\$0.00		<input type="checkbox"/>
<input type="checkbox"/>	ADA / Life Safety Compliance	\$0.00	or 0		\$0.00		<input type="checkbox"/>
<input type="checkbox"/>	Kitchen upgrade	\$0.00	or 0		\$0.00		<input type="checkbox"/>
<input type="checkbox"/>	Asbestos Abatement	\$0.00	or 0		\$0.00		<input type="checkbox"/>
<input type="checkbox"/>	Technology Systems/Components	\$0.00	or 0	\$2.25	\$0.00		<input type="checkbox"/>
<input type="checkbox"/>	Intercom	\$0.00	or		\$0.00		<input type="checkbox"/>
<input type="checkbox"/>	Fire Alarm systems	\$0.00	or 0		\$0.00		<input type="checkbox"/>
<input type="checkbox"/>	Security: Cameras & Alarms	\$0.00	or 0		\$0.00		<input type="checkbox"/>
<input type="checkbox"/>	Painting/PM	\$0.00	or 82,000	\$1.75	\$143,500.00	7-yr. cycle	<input type="checkbox"/>
<input type="checkbox"/>	Sub Total				\$143,500.00		<input type="checkbox"/>
B Support Costs							
<input type="checkbox"/>	Prof/Pm/Support fees	0.20			\$28,700.00		<input type="checkbox"/>
<input type="checkbox"/>	Survey/Testing	0.00			\$0.00		<input type="checkbox"/>
<input type="checkbox"/>	Storage and Moving	0.00	0	\$0.90	\$0.00		<input type="checkbox"/>
<input type="checkbox"/>	City Fees/County	0.00			\$0.00		<input type="checkbox"/>
<input type="checkbox"/>	FF& E	0.09			\$13,489.00		<input type="checkbox"/>
<input type="checkbox"/>	Land purchase	0.00	0.00	\$50,000	\$0.00		<input type="checkbox"/>
<input type="checkbox"/>	Contingency	0.05			\$7,175.00		<input type="checkbox"/>
<input type="checkbox"/>					\$0.00		<input type="checkbox"/>
<input type="checkbox"/>	\$0.00	0.00			\$0.00		<input type="checkbox"/>
<input type="checkbox"/>	Subtotal				\$49,364.00		<input type="checkbox"/>
<input type="checkbox"/>	Inflation	0.4237			\$81,716.48	Inflation yr. 2016	<input type="checkbox"/>
Program Total					\$274,580.48		<input type="checkbox"/>

“Long Range Facilities Plan”

Turning **Vision** into reality

Durham
Public
Schools



New Elementary “C”

Address: TBA
Building: TBA
Site area: TBA
Capacity: TBA
2005 ADM: 0



Project Summary:

A new elementary school for 650 students in southern Durham Land is being purchased through the 2003 bond

Program cost based on 2010 start date: \$19,277,602


New Elementary “C”

Durham Public Schools Capital Improvement Plan		New Elementary School C					
Category/Description	Campus Program Total		\$19,277,601.52		Comments	Exclude Line item	
	Lump Sum Est.	Area in Sq. Ft.	Cost/Sq. Ft.	06 Cost Estimate			
I A. Facility Improvements:							
<input type="checkbox"/>	New Construction	\$0.00	or 85,000	\$145.00	\$12,325,000.00	Based on 650 student population	<input type="checkbox"/>
<input type="checkbox"/>	Renovation	\$0.00	or 0	\$75.00	\$0.00		<input type="checkbox"/>
<input type="checkbox"/>	Refurbish	\$0.00	or 0	\$25.00	\$0.00		<input type="checkbox"/>
<input type="checkbox"/>	Additions	\$0.00	or 0	\$145.00	\$0.00		<input type="checkbox"/>
<input type="checkbox"/>	Civils / Site Improvements	\$0.00	or 0		\$0.00		<input type="checkbox"/>
<input type="checkbox"/>	Landscaping / Irrigation	\$0.00	or 0		\$0.00		<input type="checkbox"/>
<input type="checkbox"/>	Playgrounds	\$0.00	or 0		\$0.00		<input type="checkbox"/>
<input type="checkbox"/>	Athletic Fields/Components	\$0.00	or 0		\$0.00		<input type="checkbox"/>
<input type="checkbox"/>	Roof Replacement	\$0.00	or 0	\$12.00	\$0.00		<input type="checkbox"/>
<input type="checkbox"/>	Hardware / Locks	\$0.00	or	\$2.75	\$0.00		<input type="checkbox"/>
<input type="checkbox"/>	Electrical	\$0.00	or 0	\$6.00	\$0.00		<input type="checkbox"/>
<input type="checkbox"/>	HVAC	\$0.00	or 0	\$18.00	\$0.00		<input type="checkbox"/>
<input type="checkbox"/>	Plumbing	\$0.00	or 0	\$3.00	\$0.00		<input type="checkbox"/>
<input type="checkbox"/>	Structural	\$0.00	or 0		\$0.00		<input type="checkbox"/>
<input type="checkbox"/>	Flooring	\$0.00	or 0	\$3.00	\$0.00		<input type="checkbox"/>
<input type="checkbox"/>	Code Upgrades	\$0.00	or 0		\$0.00		<input type="checkbox"/>
<input type="checkbox"/>	ADA / Life Safety Compliance	\$0.00	or 0		\$0.00		<input type="checkbox"/>
<input type="checkbox"/>	Kitchen upgrade	\$0.00	or 0		\$0.00		<input type="checkbox"/>
<input type="checkbox"/>	Asbestos Abatement	\$0.00	or 0		\$0.00		<input type="checkbox"/>
<input type="checkbox"/>	Technology Systems/Components	\$0.00	or 0	\$2.25	\$0.00		<input type="checkbox"/>
<input type="checkbox"/>	Intercom	\$0.00	or		\$0.00		<input type="checkbox"/>
<input type="checkbox"/>	Fire Alarm systems	\$0.00	or 0		\$0.00		<input type="checkbox"/>
<input type="checkbox"/>	Security: Cameras & Alarms	\$0.00	or 0		\$0.00		<input type="checkbox"/>
<input type="checkbox"/>	Painting/PM	\$0.00	or 0	\$1.75	\$0.00		<input type="checkbox"/>
<input type="checkbox"/>	Sub Total				\$12,325,000.00		<input type="checkbox"/>
B Support Costs							
<input type="checkbox"/>	Prof/Pm/Support fees	0.20			\$2,465,000.00		<input type="checkbox"/>
<input type="checkbox"/>	Survey/Testing	0.00			\$0.00		<input type="checkbox"/>
<input type="checkbox"/>	Storage and Moving	0.00	0	\$0.90	\$0.00		<input type="checkbox"/>
<input type="checkbox"/>	City Fees/County	0.00			\$0.00		<input type="checkbox"/>
<input type="checkbox"/>	FF& E	0.09			\$1,158,550.00		<input type="checkbox"/>
<input type="checkbox"/>	Land purchase	0.00		\$50,000	\$0.00	Land purchased in 2003 Bond	<input type="checkbox"/>
<input type="checkbox"/>	Contingency	0.05			\$616,250.00		<input type="checkbox"/>
<input type="checkbox"/>					\$0.00		<input type="checkbox"/>
<input type="checkbox"/>	\$0.00	0.00			\$0.00		<input type="checkbox"/>
<input type="checkbox"/>	Subtotal				\$4,239,800.00		<input type="checkbox"/>
<input type="checkbox"/>	Inflation	0.1924			\$2,712,801.52	Inflation yr. 201C	<input type="checkbox"/>
Program Total					\$19,277,601.52		<input type="checkbox"/>

“Long Range Facilities Plan”

Turning **Vision** into reality

Durham
Public
Schools



New Elementary “E”

Address: TBA
Building: TBA
Site area: TBA
Capacity: TBA
2005 ADM: 0



Project Summary:

A new elementary school for 650 students in northeast Durham

Land was purchased through the 2003 bond

Program cost based on 2009 start date: \$18,786,928


New Elementary “E”

Durham Public Schools Capital Improvement Plan		New Elementary School E					
Category/Description	Campus Program Total		\$18,786,928.48		Comments	Exclude Line item	
	Lump Sum Est.	Area in Sq. Ft.	Cost/Sq. Ft.	06 Cost Estimate			
I A. Facility Improvements:							
<input type="checkbox"/>	New Construction	\$0.00	or 85,000	\$145.00	\$12,325,000.00	Based on 650 student population	<input type="checkbox"/>
<input type="checkbox"/>	Renovation	\$0.00	or 0	\$75.00	\$0.00		<input type="checkbox"/>
<input type="checkbox"/>	Refurbish	\$0.00	or 0	\$25.00	\$0.00		<input type="checkbox"/>
<input type="checkbox"/>	Additions	\$0.00	or 0	\$145.00	\$0.00		<input type="checkbox"/>
<input type="checkbox"/>	Civils / Site Improvements	\$0.00	or 0		\$0.00		<input type="checkbox"/>
<input type="checkbox"/>	Landscaping / Irrigation	\$0.00	or 0		\$0.00		<input type="checkbox"/>
<input type="checkbox"/>	Playgrounds	\$0.00	or 0		\$0.00		<input type="checkbox"/>
<input type="checkbox"/>	Athletic Fields/Components	\$0.00	or 0		\$0.00		<input type="checkbox"/>
<input type="checkbox"/>	Roof Replacement	\$0.00	or 0	\$12.00	\$0.00		<input type="checkbox"/>
<input type="checkbox"/>	Hardware / Locks	\$0.00	or	\$2.75	\$0.00		<input type="checkbox"/>
<input type="checkbox"/>	Electrical	\$0.00	or 0	\$6.00	\$0.00		<input type="checkbox"/>
<input type="checkbox"/>	HVAC	\$0.00	or 0	\$18.00	\$0.00		<input type="checkbox"/>
<input type="checkbox"/>	Plumbing	\$0.00	or 0	\$3.00	\$0.00		<input type="checkbox"/>
<input type="checkbox"/>	Structural	\$0.00	or 0		\$0.00		<input type="checkbox"/>
<input type="checkbox"/>	Flooring	\$0.00	or 0	\$3.00	\$0.00		<input type="checkbox"/>
<input type="checkbox"/>	Code Upgrades	\$0.00	or 0		\$0.00		<input type="checkbox"/>
<input type="checkbox"/>	ADA / Life Safety Compliance	\$0.00	or 0		\$0.00		<input type="checkbox"/>
<input type="checkbox"/>	Kitchen upgrade	\$0.00	or 0		\$0.00		<input type="checkbox"/>
<input type="checkbox"/>	Asbestos Abatement	\$0.00	or 0		\$0.00		<input type="checkbox"/>
<input type="checkbox"/>	Technology Systems/Components	\$0.00	or 0	\$2.25	\$0.00		<input type="checkbox"/>
<input type="checkbox"/>	Intercom	\$0.00	or		\$0.00		<input type="checkbox"/>
<input type="checkbox"/>	Fire Alarm systems	\$0.00	or 0		\$0.00		<input type="checkbox"/>
<input type="checkbox"/>	Security: Cameras & Alarms	\$0.00	or 0		\$0.00		<input type="checkbox"/>
<input type="checkbox"/>	Painting/PM	\$0.00	or 0	\$1.75	\$0.00		<input type="checkbox"/>
<input type="checkbox"/>	Sub Total				\$12,325,000.00		<input type="checkbox"/>
B Support Costs							
<input type="checkbox"/>	Prof/Pm/Support fees	0.20			\$2,465,000.00		<input type="checkbox"/>
<input type="checkbox"/>	Survey/Testing	0.00			\$0.00		<input type="checkbox"/>
<input type="checkbox"/>	Storage and Moving	0.00	0	\$0.90	\$0.00		<input type="checkbox"/>
<input type="checkbox"/>	City Fees/County	0.00			\$0.00		<input type="checkbox"/>
<input type="checkbox"/>	FF& E	0.09			\$1,158,550.00		<input type="checkbox"/>
<input type="checkbox"/>	Land purchase	0.00		\$50,000	\$0.00	Land in 2003 Bond	<input type="checkbox"/>
<input type="checkbox"/>	Contingency	0.05			\$616,250.00		<input type="checkbox"/>
<input type="checkbox"/>					\$0.00		<input type="checkbox"/>
<input type="checkbox"/>					\$0.00		<input type="checkbox"/>
<input type="checkbox"/>					\$0.00		<input type="checkbox"/>
<input type="checkbox"/>	Subtotal				\$4,239,800.00		<input type="checkbox"/>
<input type="checkbox"/>	Inflation	0.1576			\$2,222,128.48	Inflation yr. 2009	<input type="checkbox"/>
Program Total					\$18,786,928.48		<input type="checkbox"/>

“Long Range Facilities Plan”

Turning **Vision** into reality

Durham
Public
Schools



New Elementary “F”

Address: TBA
Building: TBA
Site area: TBA
Capacity: TBA
2005 ADM: 0



Project Summary:

A new elementary school for 650 students

Location to be determined

Land purchase included in the cost

Program cost based on 2012 start date: \$21,301,247

New Elementary “F”

Durham Public Schools Capital Improvement Plan		New Elementary School F					
Category/Description	Campus Program Total		\$21,301,247.00		Comments	Exclude Line item	
	Lump Sum Est.	Area in Sq. Ft.	Cost/Sq. Ft.	06 Cost Estimate			
I A. Facility Improvements:							
<input type="checkbox"/>	New Construction	\$0.00	or 85,000	\$145.00	\$12,325,000.00	Based on 650 student population	<input type="checkbox"/>
<input type="checkbox"/>	Renovation	\$0.00	or 0	\$75.00	\$0.00		<input type="checkbox"/>
<input type="checkbox"/>	Refurbish	\$0.00	or 0	\$25.00	\$0.00		<input type="checkbox"/>
<input type="checkbox"/>	Additions	\$0.00	or 0	\$145.00	\$0.00		<input type="checkbox"/>
<input type="checkbox"/>	Civils / Site Improvements	\$0.00	or 0		\$0.00		<input type="checkbox"/>
<input type="checkbox"/>	Landscaping / Irrigation	\$0.00	or 0		\$0.00		<input type="checkbox"/>
<input type="checkbox"/>	Playgrounds	\$0.00	or 0		\$0.00		<input type="checkbox"/>
<input type="checkbox"/>	Athletic Fields/Components	\$0.00	or 0		\$0.00		<input type="checkbox"/>
<input type="checkbox"/>	Roof Replacement	\$0.00	or 0	\$12.00	\$0.00		<input type="checkbox"/>
<input type="checkbox"/>	Hardware / Locks	\$0.00	or	\$2.75	\$0.00		<input type="checkbox"/>
<input type="checkbox"/>	Electrical	\$0.00	or 0	\$6.00	\$0.00		<input type="checkbox"/>
<input type="checkbox"/>	HVAC	\$0.00	or 0	\$18.00	\$0.00		<input type="checkbox"/>
<input type="checkbox"/>	Plumbing	\$0.00	or 0	\$3.00	\$0.00		<input type="checkbox"/>
<input type="checkbox"/>	Structural	\$0.00	or 0		\$0.00		<input type="checkbox"/>
<input type="checkbox"/>	Flooring	\$0.00	or 0	\$3.00	\$0.00		<input type="checkbox"/>
<input type="checkbox"/>	Code Upgrades	\$0.00	or 0		\$0.00		<input type="checkbox"/>
<input type="checkbox"/>	ADA / Life Safety Compliance	\$0.00	or 0		\$0.00		<input type="checkbox"/>
<input type="checkbox"/>	Kitchen upgrade	\$0.00	or 0		\$0.00		<input type="checkbox"/>
<input type="checkbox"/>	Asbestos Abatement	\$0.00	or 0		\$0.00		<input type="checkbox"/>
<input type="checkbox"/>	Technology Systems/Components	\$0.00	or 0	\$2.25	\$0.00		<input type="checkbox"/>
<input type="checkbox"/>	Intercom	\$0.00	or		\$0.00		<input type="checkbox"/>
<input type="checkbox"/>	Fire Alarm systems	\$0.00	or 0		\$0.00		<input type="checkbox"/>
<input type="checkbox"/>	Security: Cameras & Alarms	\$0.00	or 0		\$0.00		<input type="checkbox"/>
<input type="checkbox"/>	Painting/PM	\$0.00	or 0	\$1.75	\$0.00		<input type="checkbox"/>
<input type="checkbox"/>	Sub Total				\$12,325,000.00		<input type="checkbox"/>
B Support Costs							
<input type="checkbox"/>	Prof/Pm/Support fees	0.20			\$2,465,000.00		<input type="checkbox"/>
<input type="checkbox"/>	Survey/Testing	0.00			\$0.00		<input type="checkbox"/>
<input type="checkbox"/>	Storage and Moving	0.00	0	\$0.90	\$0.00		<input type="checkbox"/>
<input type="checkbox"/>	City Fees/County	0.00			\$0.00		<input type="checkbox"/>
<input type="checkbox"/>	FF& E	0.09			\$1,158,550.00		<input type="checkbox"/>
<input type="checkbox"/>	Land purchase	0.00	20.00	\$50,000	\$1,000,000.00	Purchase land in 2009	<input type="checkbox"/>
<input type="checkbox"/>	Contingency	0.05			\$616,250.00		<input type="checkbox"/>
<input type="checkbox"/>					\$0.00		<input type="checkbox"/>
<input type="checkbox"/>		\$0.00	0.00		\$0.00		<input type="checkbox"/>
<input type="checkbox"/>	Subtotal				\$5,239,800.00		<input type="checkbox"/>
<input type="checkbox"/>	Inflation	0.2650			\$3,736,447.00	Inflation yr. 2012	<input type="checkbox"/>
Program Total					\$21,301,247.00		<input type="checkbox"/>